




Southern Provincial Council

Provincial Fund Account

For the year ended 31st December 2019



Provincial Treasury

Chief Secretariat

Southern Province

Table of Contents

	Note	Page No.
Statement of Financial position		1
Statement of Financial Performance		2
Statement of Changes in the Equity		3
Statement of Cash flows		4

Notes to the Financial Statements

Significant Accounting Policies and Notes to the Financial Statements	1	5-12
Property, Plant & Equipment	2	13
Security Deposits of pawn Brokers	3	14-28
Fund Investment Account	4	29
Inventories	5	30
Commercial Advance Account	6	31
Provincial Public Officer's Advance Accounts-2019	7	32
Outstanding Imprest from provincial Department	8	33
Fixed Deposits Invesments	9	34
Other financial assets	10	35
Accrued Expenditure and Prepaid Expenditure	11	36
Cash and bank Balance	12	37
Deposit Account	13	38
Payable to Statutory Bodies	14	39
W & O.P. Account	15	40
Stamp duty and court fine to be paid	16	41
Governments Grants	17	42-43
Tax Revenue	18	44
Non Tax Revenue	19	45
Salaries, Wages and Other Employee benefits	20	46
Travelling Expenses	21	47
Other Supplies and Services	22	48
Maintenance Expenditure	23	49
Contractual Services	24	50
Transfers and grants	25	51
Other Recurrent Expenditure	26	52
Development Expenditure (excluding capitalization)	27	53-54
Total Tax receipts	28	55
Total non-Tax receipts	29	56
Imprests Issued for personal wages and operating expenses	30	57
Paying stamp duty and court fines	31	58
Released Imprest for Capital Expenditure	32	59
Release of special grants - not imprest	33	60
Imprest settlement	34	61
Provincial Public Officer's Advance Accounts imprest releases	35	62
Other payments	36	63
Trial Balance as at 31st December 2019		64-65

Southern Provincial Council
Statement of financial position as at the year ended 31st December 2019

	Note	Actual	
		2019 Rs.	Adjusted 2018 Rs.
Non - current assets			
Property Plant & Equipment	2	10,074,738,380	6,662,494,487
Security Deposits of pawn Brokers	3	33,854,600	28,905,660
Fund Investment Account	4	2,638,348,034	1,904,717,070
Total non-current assets		12,746,941,013	8,596,117,217
Current Assets			
Inventories	5	216,177,869	50,311,874
Commercial Advance Account	6	141,203,554	114,053,444
Provincial Public Officer's Advance Accounts-2017	7	1,415,557,677	1,516,695,371
Outstanding Imprest from provincial Department	8	394,071,375	319,062,138
Fixed Deposits Investments	9	162,953,475	314,704,469
Other financial assets	10	122,240,255	62,808,812
Prepaid Expenditure	11	1,923,810	4,935,782
Receivables income		-	246,344,056
Cash and Bank Balance	12	400,618,731	793,948,903
Total current Assets		2,854,746,746	3,422,864,849
Total Assets		15,601,687,759	12,018,982,066
Funds and Liabilities			
Accumulated Provincial fund and Reserves			
Accumulated Provincial fund		3,596,241,447	1,883,967,215
Reserves		10,829,961,612	7,475,541,870
Total Accumulated Provincial fund and Reserves		14,426,203,059	9,359,509,085
Surplus/(Deficit)		(1,279,965,187)	585,671,505
		13,146,237,872	9,945,180,589
Non-Current Liabilities			
Security Deposits of Pawn Brokers	3(2)	22,250,000	20,250,000
Interest on Security deposits	3(1)	11,604,600	8,655,660
Depreciation Fund Investment Account		111,182,024	90,873,813
		145,036,624	119,779,473
Current Liabilities			
Commercial Advance Account	6	69,372,499	52,594,135
Deposit Accounts	13	575,873,129	742,103,228
Accrued Expenditure	11	661,810,005	288,872,059
Payable to Statutory Bodies	14	119,277,191	-
W & O.P. Account	15	97,658,685	79,233,703
Stamp Duty and Court Fines	16	786,421,753	791,218,878
		2,310,413,263	1,954,022,003
Total Liabilities		2,455,449,887	2,073,801,476
Total Funds and Liabilities		15,601,687,759	12,018,982,066

The accompanying "Statement of Accounting Policies" and "Notes" to Financial Statements are integral parts of these financial Statements. Deputy Chief Secretary (Financial Management) & Chief Secretary of Southern Provincial Council are responsible in preparing and presenting of these Financial Statements. These financial Statements are prepared in accordance with generally accepted Accounting principles where-ever Possible.

.....
R.C.De Zoysa,
Chief Secretary,
Southern Province.

.....
Sunil Poddawala,
Deputy Chief Secretary (Finance)

.....
N.M.Ananda Amaradewa,
Director of Accounts & Payments

21.05.2020
Date


20.05.2020
Date
Sunil Poddawala
Deputy Chief Secretary (Finance),
Chief Secretary's Office
Southern Province.

2020.05.21
Date
N.M. Ananda Amaradewa
Director (Accounts & Payments)
For Chief Secretary
Chief Secretary's Office
Southern Province

R.C.De Zoysa
Chief Secretary,
Southern Province


Southern Provincial Council
Statement Of financial performance for the year ended 31st December 2019

Budget estimate 2019	Description of Items	Note	2019 Rs.	Adjusted 2018 Rs.
	Revenue			
	Government Grant			
20,362,500,000	Grants (Block+Capital)	17	27,697,402,541	26,889,891,310
	Provincial government revenue			
7,703,860,000	Tax Revenue	18	7,496,765,479	8,183,961,529
1,041,063,735	Non-Tax Revenue	19	1,297,811,908	987,583,381
	Loan Settlements			742,855
37,107,423,735	Total Revenue		36,491,979,928	36,062,179,075
	Expenditure			
26,954,236,343	Salary wages and other employee benefits	20	26,610,760,224	23,296,992,929
406,604,684	Travelling expenses	21	411,898,557	295,661,465
775,344,222	Other supplies and services	22	681,608,536	649,876,683
620,792,042	Maintenance Expenditure	23	548,655,512	735,769,729
1,055,741,807	Contractual Service	24	864,563,271	742,513,190
4,813,700,821	Transfers and grants	25	4,279,078,488	3,650,398,053
92,193,139	Other recurrent expenditure	26	73,197,855	119,284,735
	Annual Depreciation	2	449,255,870	657,464,373
34,718,613,058	Total Recurrent Expenditure		33,919,018,313	30,147,961,157
5,842,500,117	Development expenditure (excluding capitalization)	27	3,852,926,803	5,328,546,413
	Income Surplus/ (Deficit)		(1,279,965,187)	585,671,505


.....
R.C. De Zoysa,
Chief Secretary,
Southern Province.


21.05.2020
Date

R.C. De Zoysa
Chief Secretary,
Southern Province


.....
Sunil Poddiwala,
Deputy Chief Secretary (Finance)

21.05.2020
Date

Sunil Poddiwala
Deputy Chief Secretary (Finance),
Chief Secretary's Office
Southern Province.



.....
N.M. Ananda Amaradewa,
Director of Accounts & Payments

21.05.2020
Date

N.M. Ananda Amaradewa
Director of Accounts & Payments
Chief Secretary's Office
Southern Province


Southern Provincial Council
Statement of change in the net assets/Equity for the year ended of 31st December 2019

	Accumulated fund	Total
● Balance as at 1st January 2019	11,363,470,898	11,363,470,898
2019 Net asset difference		
Additions		
Fixed Deposits	5,075,260	
Adjustments to opening remaining stock	127,098,471	
Adjustments to opening receivable income	368,171	
Adjustments to opening receivable income	29,423,754	
Transfer cash balance of Revolving Fund	62,068	
Fund Investment Account	770,920,578	
Adjustment to Opening Depreciation	507,080,021	
Fixed Assets valuation	3,354,419,741	4,794,448,065
		16,157,918,963
Disposal		
Adjustment to opening Prepaid Expenditure	2,610,720	
Adjustment to opening Fund Investment Account	76,371,145	
Adjustments to opening receivable income	1,269,472,130	
Closing Revolving Fund	37,289,614	
Receivable Income	246,344,056	
Opening Accrual Expenditure	94,526,590	
Opening Prepaid Expenditure	5,101,648	1,731,715,903
		14,426,203,059
2019 Surplus / ((Deficit)		(1,279,965,187)
● Balance as at 31st December 2019		13,146,237,872


 R.C. De Zoysa,
 Chief Secretary,
 Southern Province.


21.05.2020
 Date

R.C. De Zoysa
 Chief Secretary,
 Southern Province


 Sunil Poddiwala,
 Deputy Chief Secretary (Finance)

21.05.2020
 Date

Sunil Poddiwala
 Deputy Chief Secretary (Finance),
 Chief Secretary's Office
 Southern Province.



 N.M. Ananda Amaradewa,
 Director of Accounts & Payments


21.05.2020
 Date


N.M. Ananda Amaradewa
 Director (Accounts & Payments)
 For Chief Secretary
 Chief Secretary's Office
 Southern Province

Southern Provincial Council
Statement of Cash flow for the year ended 31st December 2019

	Note	Actual	
		2019 Rs	2018 Rs
Cash flow from Operation activities			
Total tax Receipts	28	7,319,679,933	7,394,892,671
Total Non-tax Receipts	29	788,786,742	568,357,068
Block Grants	17	25,196,500,000	23,806,746,000
Total Cash flow from Operations		33,304,966,675	31,769,995,739
Less - Cash disbursed for:			
Personal Emolument & Operation Payments	30	30,880,381,337	27,673,023,899
Paying stamp duty and court fines	31	659,621,317	533,551,672
Total cash disbursed to Operations		31,540,002,654	28,206,575,570
Net cash flow from operating activities		1,764,964,021	3,563,420,169
Cash flow from Investing activities			
Grant receipts	17	2,500,902,541	3,083,145,310
Fixed Deposits withdrawal		190,571,391	
Total Cash flow from Investing Activities		2,691,473,932	3,083,145,310
Less - Cash disbursed for:			
Released Imprest for Capital Expenditure	32	3,278,344,547	4,857,644,498
Release of special grants - not imprest	33	10,457,226	9,317,529
Fixed Deposits Investments			11,250,704
Total Cash disbursed to Investing Activities		3,288,801,773	4,878,212,730
Net cash flow from Investing activities		(597,327,841)	(1,795,067,420)
Cash flow from Financing activities			
Settlement of Imprest	34	357,830,140	385,432,886
Depreciation Fund Investment receipts		20,308,211	10,187,884
other receipts			1,305,855
Total Cash received from Financing Activities		378,138,351	396,926,625
Less - Cash disbursed for:			
provincial Public Officer's Advance Accounts imprest releases	35	741,232,992	1,074,905,970
W & O.P Contributions		1,084,856,506	910,951,493
Other Payments	36	113,015,204	195,725,740
Total Cash disbursed to Financing Activities		1,939,104,702	2,181,583,203
Net cash flows from financing activities		(1,560,966,351)	(1,784,656,578)
Net Movement in Cash		(393,330,171)	(16,303,829)
Cash & Cash Equivalents Bal. as at 01st January 2019		793,948,903	810,252,732
Cash & Cash Equivalents Bal. as at 31st December 2019		400,618,731	793,948,903


.....
R.C. De Zoysa,
Chief Secretary,
Southern Province.


.....
Sunil Poddiwala,
Deputy Chief Secretary (Finance)


.....
N.M. Ananda Amaradewa,
Director of Accounts & Payments

21.09.2020
.....
Date

21.09.2020
.....
Date

21.09.2020
.....
Date

R.C. De Zoysa
Chief Secretary,
Southern Province.

Sunil Poddiwala
Deputy Chief Secretary (Finance),
Chief Secretary's Office
Southern Province.

N.M. Ananda Amaradewa
Director (Accounts & Payments)
For Chief Secretary
Chief Secretary's Office
Southern Province

Southern Provincial Council**Significant Accounting Policies and Notes to the Financial Statements for
The Year ended 31.12.2019.****01. Reporting Entity****1.1. Legal and domicile form:**

The Southern Provincial Council is established under the following:

- Section 154 A of the 13th Amendment to the Constitution of the Democratic Socialist Republic of Sri Lanka.
- Provincial Council Act, No. 42 of 1987 as amended by Act No. 28 of 1990 which provides the procedures to be followed in Provincial Councils.

(a) Legal mandate for the financial statements.

- Financial Provisions under section 19-30 of Part III of the Provincial Council Act and the amendments thereto provide the procedures of finance.
- The annual financial information and accounts shall be prepared by the Provincial Treasury in accordance with the 311th financial rule in the provincial finance regulations of the Southern Provincial Council and signed by the Chief Secretary. This financial information should be submitted to the Auditor-General before March 31st of the following year.

(b) Reporting period

Reporting period is the financial year commencing on 01st January and ending on 31st December

(c) Principal activities and nature of operations of the Southern Provincial Council

- i. Undertakes activities as provided for under the Ninth Schedule, which had earlier been undertaken by the Central Government Ministries, Departments, Corporations and Statutory Authorities.
- ii. Formulating a provincial Development Strategy.
- iii. The establishment of Provincial Councils creates a sub-national mandate which, subject to nationally set standards, for identifying local priorities, defining how best to meet them, and delivering the services in a manner as would meet the locally defined needs.

Southern Provincial Council

Significant Accounting Policies and Notes to the Financial Statements for The Year ended 31.12.2019.

- iv. This was a significant departure in the provisioning of public services that were hitherto, nationally defined, sectorial oriented, and delivered through local agents accountable to the Centre. A unique feature in the provisioning of public services that were hitherto, nationally defined, sectorial oriented, and delivered through local agents accountable to the Centre.
- v. The objective of the Provincial Public Service is to improve the living conditions of the people living in the province through the Fair and sustainable Human Development.

The main purpose of providing funds to the provinces indicated in the 13th Amendment is "to achieve a balanced regional development". (Article 154A and 154A). To achieve this goal, the Southern Provincial Council has established 05 Ministries, Departments and Statutory Institutions under 25 Expenditure.

Ministry of Southern Province:

1. Chief Minister and Minister of Finance and Planning, Law and Order, Local Government, Transport, Health, Indigenous Medicine, Tourism and Engineering Services.
2. Ministry of Education, Land and Land Development, Provincial Roads and Information.
3. Ministry of Fisheries, Animal Production & Development, Environment, Rural Industries, Electricity and Rural and Estate Infrastructure facilities Development.
4. Ministry of Agriculture, Agrarian Development, Irrigation, Water Supply and Drainage, Food Supplies and Distribution, Trade and Co-operative Development.
5. Ministry of Sports and Youth Affairs, Rural Development, Cultural and Art Affairs, Social Welfare, Probation and Childcare Services, Women's Affairs and Home Economic Enhancement, Housing and Construction and Manpower and Employment.

Financial Statements for the year of 2019 of Southern Provincial Council represent all the financial information and the expenditure expended by the provincial treasury on above mention ministries, Departments and the statutory bodies.

Southern Provincial Council

Significant Accounting Policies and Notes to the Financial Statements for The Year ended 31.12.2019.

(d) Basis for preparation

These financial statements have been prepared based on the historical cost convention in accordance with generally accepted Sri Lanka Accounting Standard. The historical cost basis has been adopted for measurement.

02. Income/Revenue

The income /revenue of the Southern provincial Council is raised by way for Government Grant (Recurrent and Capital Grants) based on the recommendation of the Finance Commission from Central Government through the National Budget, Taxes, levies, fees and charges are imposed under various statutes approved by the Council and collected through various Departments to finance the expenditure incurred on provision of goods, services and benefits. All revenue, so collected through relevant provincial Ministries and Departments are identified and accounted at the time of collection.

Interest income is recognized on the accrual basis.

03. Expenditure

All recurrent and capital Expenditures are brought to account under the accrual basis.

04. Foreign Currency Transactions

Foreign currency transactions are translated into Sri Lanka Rupees by using exchange rates prevailing on the date of transaction. Foreign exchange gains and losses resulting from the settlement of such transactions are recognized in the Statement of Financial performance.

05. Cash and Cash Equivalents

Cash and cash equivalents include cash in hand and highly liquid short-term deposits with banks.

Southern Provincial Council

Significant Accounting Policies and Notes to the Financial Statements for The Year ended 31.12.2019.

06. Accounts receivable

Account receivables are initially measured at fair Value when there is evidence that the department is unable to recover cash on the receivable balance according to the basic conditions attached there to, the receivable amount is considered as impaired.

07. Property, Plant and Equipment (PPE)

Property, plant and Equipment consist of Land, operational buildings, Roads and bridge, Machinery and Equipment, Furniture and fittings and Motor vehicles, and Office equipment including computers, etc.

A. Schedule of PPE' Improvements,

Additions, disposal and depreciation for the year and provision for accumulated depreciation and carry value at the assets has shown.

Revaluation of property, plant and Equipment

"Accounting for revaluation for each class of assets must be separately maintained since the surplus or deficit of a particular class of assets will be confined to that particular class of assets to adjust deficit or surplus in the future".

7.1. Property, plant and Equipment (PPE)

(a) The budgetary allocations allocated by the various line ministries (the central government) to the provincial departments and the expenses raised under provincial council vote by the general Treasury under head 314 has appropriately capitalized under respective provincial ministries and departments.

(b) Assets donated / acquired by means of various financing had revalued and had credited to accumulated fund.

(c) Assets acquired by the provincial ministries or departments through the fund released from provincial treasury and spent for acquiring fixed assets through deposit account, will be incorporated in to fund account after proper identification.

Southern Provincial Council

Significant Accounting Policies and Notes to the Financial Statements for The Year ended 31.12.2019.

7.2 .Other Capital Assets (Intangible)

Where assets which are subject to amortization is listed separately at cost. An amortization charge is written off against revenue.

7.3 .Assets acquired through Donation (Commodity Grant):

Where an asset is acquired at no cost or for a nominal cost, it is recognized at fair value as at the date of acquisition. Depreciation is charged as per Sri Lanka public accounting standard 7.

7.4. Heritage Assets (Ex. Historical Places, Monuments etc.)

If an entity recognize heritage assets (the assets described as heritage property due to cultural, historical and environmental significance), those assets is disclosed in financial statements. Financial statement of 2019 does not include the heritage assets.

7.5. Infrastructure Assets (E.g.: Roads, water supply scheme, power supply Project)

Since assets meet the property, Plant and Equipment criteria, they will be recognized, valued and depreciated in the financial statement.

7.6. Revaluation and inclusion in the final accounts for property plant and equipment.

All assets belonging to property, plant and equipment in the Southern Provincial Council have been incorporated into the Final Account and these assets have depreciated in accordance with the Public sector Accounting Standard No. 07 of Sri Lanka.

7.7 Capital assets

Property, Plant and Equipment are shown at cost/valuation, less accumulated depreciation and losses from disposal.

Motor vehicle, furniture, computers and other office equipment will be accounted at cost or Insurance value or value assessed by assessment board.

When an asset is acquired without at no cost, it is recognized fair value at the date of acquisition.

Southern Provincial Council

Significant Accounting Policies and Notes to the Financial Statements for The Year ended 31.12.2019.

7.8. Disposal of Assets

Gains and losses on disposals are determined by comparing the proceeds with the carrying amount of the asset. Gains and losses on disposals are included in the Statement of Financial performance.

7.9. Subsequent Cost (Improvement of Capital Assets)

Cost incurred subsequent to initial acquisition is capitalized only when it is probable that future economic benefits or service potential associated with the item will flow to the institutions and the cost of the item can be measured reliably.

7.10. Depreciation

Depreciation is provided on the reducing balance basis at rates that will facilitate to write off the cost less estimated residual values of all Property, Plant and Equipment over their economic useful lives & Assets are not depreciated in the year of disposal. Associated depreciation rates of major classes of assets have been estimated as follows.

Assets	Annual Depreciation %
Operational Buildings	2
Machinery Equipment	12.5
Motor Vehicles	10
Office furniture and fittings	10
Office equipment and Computers	25

8. Library Books:

Cost of Library books are written off on the reducing balance basis over 4 years.

9. Financial Assets:

Financial assets are accounted for at the primary cost.

Southern Provincial Council

Significant Accounting Policies and Notes to the Financial Statements for The Year ended 31.12.2019.

10. Payables

Payables are brought to account at the value prevailing on the date of the statement of financial position. Payments are initially measured at fair value.

11. Annual Estimates

The figures shown under budget estimate are final figure after making adjustments to the estimate, under “virement” transfers, under provincial financial rules or supplementary estimates and supplementary provisions.

12. Comparatives.

To ensure consistency with the current period and classification method adopted in making a fair presentation of financial information, comparative figures have been restated where appropriate.

13. Transaction between the related parties

The revelation of the relationship with the Provincial Councils of the Southern Provincial Council and directly connected parties will help to get a clear picture of the financial position and performance of the Southern Province. This reveals the parties involved in identifying the parties directly involved in the activities of the Southern Provincial Council and the transactions with the parties involved.

The Ministries of the Southern Provincial Council

- Chief Minister and Minister of Finance and Planning, Law and Order, Local Government, Transport, Health, Indigenous Medicine, Tourism and Engineering Services. – **Hon. Minister Shan Wijayalal de Silva**
- Ministry of Education, Land and Land Development, Provincial Roads and Information. - **Hon. Minister Chandima Rasaputhra**
- Ministry of Fisheries, Animal Production & Development, Environment, Rural Industries, Electricity and Rural and Estate Infrastructure facilities Development. - **Hon. Minister H.W. Gunasena**

- Ministry of Agriculture, Agrarian Development, Irrigation, Water Supply and Drainage, Food Supplies and Distribution, Trade and Co-operative Development.-
Hon. Minister U.G.D. Ariyathilaka

Southern Provincial Council

Significant Accounting Policies and Notes to the Financial Statements for The Year ended 31.12.2019.

- Ministry of Sports and Youth Affairs, Rural Development; Cultural and Art Affairs, Social Welfare, Probation and Childcare Services, Women's Affairs and Home Economic Enhancement, Housing and Construction and Manpower and Employment. - **Hon. Minister Manoj Sirisena**

Note 38, a description of the salary, allowances, accommodation and vehicle given to the above mentioned ministers and their staff.

14. Details regarding the cases that exist in the Southern Provincial Council in 2019

Out of the 52 cases received in the year of 2019, 43 cases are currently existing progress and 9 cases have ended. The summary of the cases represent by note number 37.

15. The currency used to prepare financial statements is LKR.

16. Public officers' loan balances' are valued at cost.

Property Plant and Equipment

Description	Land Rs.	Operational Building Rs.	Machinery Rs.	Motor vehicles Rs.	Furniture and fixtures	Office equipment Rs.	Total Rs.
Cost							
Balance as at 1/1/2019	1,793,799,519	1,844,743,634	637,806,283	1,559,500,509	210,911,801	407,533,003	6,454,294,749
Additions	555,692,000	1,708,730,026	350,145,636	522,509,739	41,425,168	123,007,763	3,301,510,332
Disposals	-	(171,240)	(9,248,936)	(106,679,099)	(15,592,919)	(27,791,862)	(159,484,055)
Revaluations	654,391,813	428,700,121	252,049,458	96,989,518	79,910,680	58,461,961	1,570,503,550
Total as at 31/12/2019	3,003,883,332	3,982,002,541	1,230,752,442	2,072,320,666	316,654,730	561,210,866	11,166,824,577
Depreciation							
Balance as at 1/1/2019	-	142,652,952	78,616,097	241,191,988	35,303,972	145,065,318	642,830,326
Additions	-	74,656,958	137,273,064	159,320,637	23,649,427	80,131,908	475,031,994
Disposals	-	-	(484,840)	(20,218,232)	(1,130,143)	(3,942,909)	(25,776,123)
Total as at 31/12/2019	-	217,309,910	215,404,322	380,294,393	57,823,256	221,254,316	1,092,086,197
Carrying an	3,003,883,332	3,764,692,631	1,015,348,120	1,692,026,273	258,831,474	339,956,550	10,074,738,380
Total as at 31/12/2019	3,003,883,332	3,764,692,631	1,015,348,120	1,692,026,273	258,831,474	339,956,550	10,074,738,380
Balance as at 1/1/2019	1,768,341,013	1,757,637,972	1,112,199,068	1,437,095,518	185,998,154	401,222,762	6,662,494,487

Security Deposits of Pawn Brokers

S No	File Number	Name and address	Date	Deposit Amount (Rs.)
1	PB/07/01	Co-operative Society of Heenatiya Thrift and Credit Transactions , "Dondinu Sevana" 100, Heenatiya, Balapitiya.	2014-08-05	100,000
2	PB/07/02	Diyakethulkanda Thrift and Credit Co-operative Society, Waththeena, Thalgaswela.	2014-10-23	100,000
3	PB/07/03	Siolac(Pvt) Ltd, No. 296, Wackwella Road, Galle.	2012-08-10	100,000
4	PB/07/04	Mr. S. G. Prasanna, Imaduwa Pawning Center, No. 91, Akuressa Road, Imaduwa.	2014-12-10	100,000
5	PB/07/05	The Finance Company PLC is No. 28, Havelock Road, Galle.	2014-12-18	100,000
6	PB/07/06	Mr. A.W.M.Kumara Kapila, Tisara Mortgage Center, No. 107, New Road, Ambalangoda.	2014-12-22	100,000
7	PB/07/07	Mr.G.M.A. de Silva, GMA. De Silva Pvt Ltd, No. 22, Station Road, Ambalangoda.	2014-12-23	100,000
8	PB/07/08	Mrs. S.N. Abeywickrema, Manoj Jewelers Mart, Main Street, Uragasmanhandiya.	2014-12-23	100,000
9	PB/07/09	Sanasa Development Bank PLC, No.13, Ward Street, Galle.	2014-12-24	100,000
10	PB/07/10	Karandeniya North Sanasa Co-operative Society, Dangahawila, Karandeniya.	2014-12-24	100,000
11	PB/07/11	Mrs. M.H Ayrangani, Sanjana Jewelers, No. 01, Pradeshiya Sabha building, Main Street, Uragasmanhandiya.	2014-12-26	100,000
12	PB/07/12	Mrs. O.K.Nirosha Damayanthi, Saubhagya Pawning Center, No. 03, New Super Market Complex, Uragasmanhandiya.	2014-12-26	100,000
13	PB/07/13	Mr.B.A. Samantha Priyadarshana, Ranjana Pawning Officer, Thotupala Road, Pitigala.	2014-12-29	100,000
14	PB/07/14	Mr.T. B. Prasanna, P.G.H Pawn brokers, 109, Kandewatta Road, Galle.	2014-12-30	100,000
15	PB/07/15	Sanasa Development Bank PLC,, Galle Road, Yakkalamulla	2014-12-30	100,000
16	PB/07/16	Sanasa Development Bank PLC, No. 255, Saniside Gardens, Karapitiya.	2014-12-30	100,000

Security Deposits of Pawn Brokers

S_ No	File Number	Name and address	Date	Deposit Amount (Rs.)
17	PB/07/17	Sanasa Development Bank PLC, No. 321, Galle Road, Ambalangoda.	2014-12-31	100,000
18	PB/07/18	Mr.D.M.G. Mehesh Deepal Chandradasa, DJ. Trading Company, Mahawatta, Batapola.	2015-01-01	100,000
19	PB/07/19	Sanasa Development Bank PLC No. 18 / 12, Aluth Road, Elpitiya.	2015-01-12	100,000
20	PB/07/20	The Finance Company PLC No. 21, Ambalangoda Road, Elpitiya.	2015-01-16	100,000
21	PB/07/21	Mr. Selvam Ramesh, Kawiya Jewellery and Powning Center, No. 24, Station Road, Ambalangoda.	2015-01-19	100,000
22	PB/07/22	Meepawala Sanasa Bank, Meepawala, Poddala.	2014-12-26	100,000
23	PB/07/23	Mandakanda Thalagawatta Sanasa Bank, Talgahawatta, Karadeniya.	2013-07-23	100,000
24	PB/07/24	Commercial Credit PLC . No. 14, Dixon Road, Galle.	2015-01-23	100,000
25	PB/07/25	Deshodaya Development Finance Company, 4th Mile Post, Karadeniya.	2015-01-23	100,000
26	PB/07/26	Mr. P.R.A.Sunil , Sripathi Gold House, No. 12, Thotupola Road, Pitigala.	2015-01-19	100,000
27	PB/07/27	ETI Finance Limited, No. 26, Station Road, Ambalangoda.	2015-01-26	100,000
28	PB/07/28	Citizens Development Business Finance PLC No. 99, Samudra Mawatha, Galle.	2011-06-08	100,000
29	PB/07/29	Sanasa Development Bank PLC, Athumale, Mapalagama.	2015-01-28	100,000
30	PB/07/30	Softlogic Finance PLC No. 64, Colombo Road, Kaluwella, Galle.	2011-02-02	100,000
31	PB/07/31	Mrs. PKKernuka Sriyani, Gamage Mortgage Holders, No. 07, Ambalangoda Road, Kurundugaha Hetakma.	2015-02-26	100,000
32	PB/07/32	Mrs.W.A.S.C. Sandamali , Nileeka Jewelers (pvt) Ltd, No. 28, Gamini Mawatha, Galle.	2015-03-03	100,000
33	PB/07/33	ETI. Finance Limited, No. 18, Church Road, Main Street, Galle.	2011-02-03	100,000

Security Deposits of Pawn Brokers

S No	File Number	Name and address	Date	Deposit Amount (Rs.)
34	PB/07/34	Nation Lanka Finance PLC No. 41/1 A, Dhammaththa Mawatha, Galle.	2012-06-11	100,000
35	PB/07/35	Commercial Credit and Finance PLC. No. 26B1 / 3, Galle Road, Ambalangoda.	2013-06-14	100,000
36	PB/07/36	Mr. K.B.Suneth Manoj kumara, Siyasara Mortgage Center, No. 10 C, Colombo Road, Kaluwella.	2014-12-31	100,000
37	PB/07/37	Mrs. Uralage Dilhani Priyangika, Bhagya Jewelers, Uragaha Road, Mahaandanda, Karadeniya.	2015-03-31	100,000
38	PB/07/38	Citizens Development Business Finance PLC. No. 61, New Road, Ambalangoda.	2013-11-13	100,000
39	PB/07/39	Mr. L.H. Premasiri, L.H. Warnapala Jewelers, No. 96 C, Kaluwella, Galle.	2015-04-28	100,000
40	PB/07/40	Dedigama Pawning Center, No.48, Galle Road, Ahangama.	2015-06-22	100,000
41	PB/07/41	Dedigama Pawning Center, 38, Station Road, Ambalangoda.	2015-06-22	100,000
42	PB/07/42	Dedigama Pawning Center, No. 60, Galle Road, Balapitiya.	2015-06-22	100,000
43	PB/07/43	Dedigama Pawning Center, 157, Main Street, Elpitiya.	2015-06-22	100,000
44	PB/07/44	Dedigama Pawning Center, No. 05, Main Street, Galle.	2015-06-22	100,000
45	PB/07/45	Dedigama Pawning Center, G-11, Asmi Ahmed Complex, Monaragala, Galle.	2015-06-22	100,000
46	PB/07/46	Dedigama Pawning Center, No.5, Station Road, Hikkaduwa.	2015-06-22	100,000
47	PB/07/47	Dedigama Pawning Center, No. 100, Main Street, Pitigala.	2015-06-22	100,000
48	PB/07/48	Mr. G.L.Dayananda, Dayananda Mortgage Center, No. 21, GLP Building, Ambalangoda.	2015-06-19	100,000
49	PB/07/49	R.S.B.Lending Limited, 161A, Hirimbura Cross Road, Karapitiya, Galle.	2015-07-10	100,000
50	PB/07/50	pituwala Thrift and Credit Co-operative Society, pituwala, elpitiya	2012-03-21	100,000

Security Deposits of Pawn Brokers

S No	File Number	Name and address	Date	Deposit Amount (Rs.)
51	PB/07/51	Gamarachchige Dusanthe Sujith Sisira Kumara, Lankara Jewelers, No. 185, Hirimbura Road, Kahaduwwatta, Galle.	2015-09-11	100,000
52	PB/07/52	W.S. Rupasinghe Pvt Ltd, No. 316, Matara Road, Magalla, Galle.	2015-10-09	100,000
53	PB/07/54	T.K.S. Finance No. 14, First Floor, New Galle Road, Ambalangoda.	2015-02-25	100,000
54	PB/07/55	Lanka Credit & Business Ltd 118, Matara Road, Pettigahawatta, Galle.	2016-02-26	100,000
55	PB/07/56	Mr. Ehelepay Gamage Mahin Priyantha, Maweli Finance (Pvt) Ltd, G.W. Tower,, Galle.	2016-05-31	100,000
56	PB/07/57	People's Merchant Finance Plc No. 10/5, Peliyagoda Road, Elpitiya	2011-08-04	100,000
57	PB/07/58	Ehelepage Gamage Mahain Priyantha, Maweli Finance (Pvt) Ltd, Galle Road, Yakkalamulla.	2016-10-03	100,000
58	PB/07/59	Mr. Ehelepay Gamage Mahain Priyantha, Maweli Finance (Pvt) Ltd, Galle Road, Imaduwa.	2016-10-03	100,000
59	PB/07/60	Ideal Finance Ltd., No. 10B, Pradeepa Road, Elpitiya.	2016-12-15	100,000
60	PB/07/61	Uduwila Hewage Dayawansa, Dayawansa pawnbrokers, No. 06, Damabalawa, Kekiriskanda, Karadeniya.	2017-01-24	100,000
61	PB/07/62	Lanka Credit & Business Ltd, Elpitiya Road, Maha edanda, Karadeniya	2017.03.06	100,000
62	PB/07/63	Dedigama Pawning Center, No. 01, Dasa Building, Galle Road, Habaraduwa.	2017-05-03	100,000
63	PB/07/64	Commercial Credit and Finance PLC, Galle Road, Baddegama.	2017-06-27	100,000
64	PB/07/65	Ceylon Credit and Property Investment (Pvt) Limited, Galle Road, Gothatuwa Junction, Baddegama.	2017-06-29	100,000
65	PB/07/66	Siyapatha Finance PLC No. 27, Old Matara Road, Pettigahawatta, Galle.	2017-09-22	100,000
66	PB/07/67	Merchant Bank of Sri Lanka and Finance PLC	2017-10-02	100,000

Security Deposits of Pawn Brokers

S_ No	File Number	Name and address	Date	Deposit Amount (Rs.)
67	PB/07/68	Appuva Wadu Mastry Dayan Janaka, Tisara Pawning Center, No 11, New Road, Ambalangoda.	2017-11-28	100,000
68	PB/07/69	mr.A.M.W. Kumara Kapila, Thisara Gold Loan, No. 107, New Road, Ambalangoda.	2017-12-27	100,000
69	PB/07/70	Merchant BANK of Lanka PLC, No 45, Station Road, Ambalangoda.	2017-12-29	100,000
70	PB/07/71	New Wasantha Jewellers & Pawning centre, No 57, Galle Road, Ambalangoda	2018-02-27	100,000
71	PB/07/72	Commercial Credit & Finance PLC, Main Street Udugama	2018-03-06	100,000
72	PB/07/73	Commercial Credit & Finance PLC, Epa Building, Main Street, Neluwa	2018-06-05	100,000
73	PB/07/74	Commercial Credit & Finance PLC, No.40, Ambalangoda Road, Elpitiya	2018-12-07	100,000
74	PB/07/75	Sr Gandhimathi Gold House, No.5 Station Road, Ambalangoda	2019-01-08	100,000
75	PB/07/76	Sampath Pawn Brokers, No.96, eson super market, Galle Road, Ambalangoda	2019-03-29	100,000
76	PB/07/77	Ran Surakum loan, Rathgama MPCs, Rathgama Junction, Rathgama	2019-07-30	100,000
77	PB/07/78	Ihala Lelwala MPCs, Ihala Lelwala, Waduramba	2019-07-30	100,000
78	PB/07/79	Niyagama Pitigala MPCs, Main street, Pitigala	2019-07-30	100,000
79	PB/07/80	Yakkalamulla MPCs, Akuressa Road, Yakkalamulla, Galle	2019-07-30	100,000
80	PB/07/81	Balapitiyqa MPCs, Galle Road, Balapitiya	2019-07-30	100,000
81	PB/07/82	Yatalamattha, Nagoda MPCs, Nagoda, Galle	2019-07-30	100,000
82	PB/07/83	Baddegama Thelikada Majuwana MPCs, Galle Road, Baddegama	2019-07-30	100,000
83	PB/07/84	Karandeniya MPCs, Mahaedanda, Karandeniya	2019-07-30	100,000

Security Deposits of Pawn Brokers

S No	File Number	Name and address	Date	Deposit Amount (Rs.)
84	PB/07/85	Galle MPCS, 667, W.D.S. Abeygunawardana Mawatha, Pettigalawatta, Galle	2019-08-19	100,000
85	PB/07/86	Elpitiya MPCS, Pituwala Road, Elpitiya	2019-08-19	100,000
86	PB/07/87	Madampe Weragoda MPCS, Usmudulawa, Kuligoda	2019-08-19	100,000
87	PB/07/88	Ambalangoda MPCS, 264, Main street, Ambalangoda	2019-08-19	100,000
88	PB/07/89	Benthota MPCS, 02, Angagoda, Benthota	2019-08-19	100,000
89	PB/07/90	Hikkaduwa MPCS, Galle Road, Hikkaduwa	2019-07-19	100,000
90	PB/07/91	Weliwitiya Divithura New MPCS, Thanabaddegama, Ethkandura	2019-10-03	100,000
91	PB/07/92	Akmeemana MPCS, Manawila, Walahanduwa	2019-10-14	100,000
92	PB/07/93	T.N.D de Silva Pawnbrokers, 232, Galle Road, Hikkaduwa	2019-12-16	100,000
93	PB/07/94	Amal Pawn brokers, 146, Galle Road, Balapitiya	2019-12-31	100,000
94	PB/08/01	sadisa Pawning Center "Degamagewatta, Parawahera, Kekandura.	2014-08-18	100,000
95	PB/08/02	Sanasa Bank PLC, Matara Road, Matara	2013-10-07	100,000
96	PB/08/03	Sarathchandra Mortgage and Finance (Pvt) Ltd. ½ Common Market, Devinuwara	2014-09-26	100,000
97	PB/08/04	Senura Investments (Pvt) Ltd. 9/1 Samaraweera Place, Weligama	2014-10-13	100,000
98	PB/08/05	Southern Sun Finance (Pvt), No.12A Hakmana Road, Matara	2014-10-30	100,000
99	PB/08/06	he Finance Company PLC, No 169, Anagarika Dharmapala Mawatha, Matara	2014-12-03	100,000
100	PB/08/08	Siyapatha Finance Ltd, 05B, Hakmana Road, Matara	2012-03-04	100,000

Security Deposits of Pawn Brokers

S No	File Number	Name and address	Date	Deposit Amount (Rs.)
101	PB/08/09	Dilkini Gold Mortgage service, No. 7 ,Damoni Road, Weligama	2014-12-29	100,000
102	PB/08/10	Matara District Sanasa Society, Mahawela Road, Dickwella	2014-12-30	100,000
103	PB/08/11	Matara District Sanasa Society' No 99, Tangalle Road, Devinuwara	2014-12-30	100,000
104	PB/08/12	Matara District Sanasa Society, No. 02, Akuressa Road, Nupe, Matara	2014-12-30	100,000
105	PB/08/13	Matara District Sanasa Society Wajiragana Mawatha, Weligama	2014-12-30	100,000
106	PB/08/14	I.G.A. Pawning Center, No. 10, Main Street, Akuressa	2014-12-26	100,000
107	PB/08/15	Dhanidu Trade and Services No. 22, Borala Road, Weligama	2014-11-24	100,000
108	PB/08/16	Warnapala Jewelers No. 333/7, Thassim City, Weligama	2015-01-05	100,000
109	PB/08/17	The sons of Aloysius, No. 146, Old Tangalle Road, Kotuwegoda, Matara	2015-01-13	100,000
110	PB/08/18	Sanasa Development Bank PLC, 24A, E.H. Kure Building, Anagarika Dharmapala Mawatha, Matara	2015-02-06	100,000
111	PB/08/19	Nation Lanka Finance PLC, No. 312, Anagarika Dharmapala Mawatha, Matara	2012-02-22	100,000
112	PB/08/20	Softlogic Finance PLC 325A, Old Matara Road, Weligama.	2011-11-03	100,000
113	PB/08/21	Nileeka Jewelery (pvt) Ltd, No. 34 C, Anagarika Dharmapala Mawatha, Matara	2015-03-03	100,000
114	PB/08/22	Nileeka Jewelery (Pvt) Ltd, No. 04, Samaraweera Place, Weligama	2015-03-03	100,000
115	PB/08/23	Kumasaru Mortgage Center, No. 46B, Matara Road, Akuressa	2015-03-03	100,000
116	PB/08/24	Sarathchandra Mortgage and Finance (Private) Limited, No. 38, Main Street, Dickwella	2015-03-06	100,000
117	PB/08/25	Sarathchandra Mortgage and Finance (Private) Limited, No. 38, Main Street, Dickwella	2015-03-06	100,000

Security Deposits of Pawn Brokers

S No	File Number	Name and address	Date	Deposit Amount (Rs.)
118	PB/08/26	Sanasa Development Bank Plc, No: 63A, Matara Road, Akuressa	2015-03-11	100,000
119	PB/08/27	Commercial Credit & Finance PLC No. 12 B, Akuressa Road, Nupe, Matara	2012-07-27	100,000
120	PB/08/28	Peoples Merchant Finance PLC No. 213, Anagarika Dharmapala Mawatha, Nupe, Matara	2011-08-03	100,000
121	PB/08/29	ETI Finance Limited, No. 33B, Anagarika Dharmapala Mawatha, Matara	2015-03-19	100,000
122	PB/08/30	TKS Finance, No. 398 C, Galle Road, Pamburana, Matara	2013-01-11	100,000
123	PB/08/31	Merchant Bank of Sri Lanka and Finance PLC, No. 49/1/1, Anagarika Dharmapala Mawatha, Matara	2015-03-27	100,000
124	PB/08/32	Sanasa Development Bank PLC, No. 61, Main Street, Deniyaya	2015-03-10	100,000
125	PB/08/33	Kamburupitiya Urban Sanasa Society, No. 48A, Akuressa Road, Kamburupitiya	2012-03-13	100,000
126	PB/08/34	Citizens Development Business Finance PLC, No. 29, Anagarika Dharmapala Mawatha, Matara	2012-09-20	100,000
127	PB/08/35	Orient Finance PLC, No. 38, Railway Road, Matara	2013-02-27	100,000
128	PB/08/36	Commercial Trust Investments (Pvt) Ltd, No. 190 A, Anagarika Dharmapala Mawatha, Matara	2013-03-21	100,000
129	PB/08/37	New Lanka Pawning Institute, Deniyaya Road, Pitabeddara	2015-04-30	100,000
130	PB/08/38	Softlogic Finance PLC, No. 8A, 1st floor, F.N. building, Station Road, Matara	2015-05-07	100,000
131	PB/08/39	Ranara Jewelers, No. 46/1, Galle Road, Walgama, Madiha, Matara	2014-07-30	100,000
132	PB/08/40	New Lanka Mortgage Company, No.138, Anagarika Dharmapala Mawatha, Matara	2015-05-13	100,000
133	PB/08/41	Dedigama Pawning Center, No. 05, Main Street, Dikwella	2012-07-27	100,000
134	PB/08/42	Dedigama Pawning Center, No. 20, Main Street, Deniyaya	2015-06-22	100,000

Security Deposits of Pawn Brokers

S_ No	File Number	Name and address	Date	Deposit Amount (Rs.)
135	PB/08/43	Dedigama Powning Center, No. 61, Makadura Road, Kamburupitiya	2015-06-22	100,000
136	PB/08/44	Dedigama Pawning Center, No 52, Anagarika Dharmapala Mawatha, Matara	2012-08-08	100,000
137	PB/08/45	Dedigama Pawning Center, 143, Station Road, Weligama	2015-06-22	100,000
138	PB/08/46	Rathnamahal pawnbrokers, No. 52, Kumaratunga Mawatha, Matara	Not Charged yet	0
139	PB/08/47	Anoma Ran Lanka (Pvt) Ltd, C 03, Rahula Road, Stores Street, Matara	2014-01-02	100,000
140	PB/08/48	Anoma Ran Lanka (Pvt) Ltd., No. 70E, Akuesssa Road, Issadeen Town, Matara	2015-07-17	100,000
141	PB/08/49	Kumararu Mortgage Center, No.37, Matara Road, Kamburupitiya	2015-07-27	100,000
142	PB/08/50	Waralla Sanasa Society, Deniyaya Road, Waralla	2015-10-07	100,000
143	PB/08/51	Lavanya Jewelers, Hakmana Road, Deiyandara	2016-08-31	100,000
144	PB/08/52	Alliance Finance PLC No. 279, Anagarika Dharmapala Mawatha, Matara	2017-01-03	100,000
145	PB/08/53	Multi Finance PLC, No. 134, Anagarika Dharmapala Mawatha, Matara	2017-01-18	100,000
146	PB/08/54	SMB Leasing PLC	2017-03-14	100,000
147	PB/08/55	Lanka Credit & Business Limited 155, Galle Road, Mirissa	2017-06-07	100,000
148	PB/08/56	sithara Pown brokers' Sithara Jewelers, Main street, Urubokka	2017-06-20	100,000
149	PB/08/57	Commercial Credit & Finance PLC, No. 172, Heathwidiya, Weligama	2017-07-19	100,000
150	PB/08/58	Commercial Credit & PLC No. 352, Main Street, Deniyaya	2017-07-26	100,000
151	PB/08/59	dedigama powning Center, No. 15, Main Street, Akuesssa	2017-08-24	100,000

Security Deposits of Pawn Brokers

S_ No	File Number	Name and address	Date	Deposit Amount (Rs.)
152	PB/08/60	Nayana Jewelers, Matara Road, Thelijjawila	2017-09-11	100,000
153	PB/08/62	dedigama Powning Center, No. 22, Main Road, Devinuwara	2017-10-26	100,000
154	PB/08/63	Swarnaya Lanka Jewelers, No 1/7, Buangala Road, Akuressa	2017-11-10	100,000
155	PB/08/64	Dinu Gem and Jewellery & pawn brokers, 186, Galle Road, Kamburugamuwa	2017-12-29	100,000
156	PB/08/65	Merchant Bank & Finance PLC, 1/153, Hospital Road, Deniyaya	2018-02-15	100,000
157	PB/08/66	Daya Jewellers Pawning Centre, Deniyaya road, Pitabaddara	2018-06-05	100,000
158	PB/08/67	Ideal Finance Limited, No.91, Anagarika Dharmapala Mawatha, Matara	2018-07-26	100,000
159	PB/08/68	Sadipa Pawn Brokers, Beliaththa Road, Walasmulla	2019-02-26	100,000
160	PB/08/69	H.N.B. Finance Limited, 386/1/1, Anagarika Dharmapala Mawatha, Matara	2019-06-18	100,000
161	PB/09/01	Prosperous Capital & Assurance PVT Ltd, No. 6703, Main Street, Suriyawewa	2014-07-25	100,000
162	PB/09/02	Middeniya Arachchia Powning center, Tharindu building, Pangamura road, Middeniya.	2017-06-09	100,000
163	PB/09/03	Gamage Mortgage Center, No. 11, First Floor Market Complex, Beliatta	2011/11/26	100,000
164	PB/09/04	Indunil Pawning Center, No: 221, Arulakkalalalassa	2014-12-18	100,000
165	PB/09/05	Sanasa Development Bank PLC, No. 69/1, Tissa Road, Ambalantota.	2014-12-22	100,000
166	PB/09/06	The Finance Company Limited, No. 123 Main Street, Ambalantota.	2014-12-24	100,000
167	PB/09/07	Ghajith Pawning Center, No. 27 New Town Lunugamwehera	2014-12-29	100,000
168	PB/09/08	Ekanayaka Pawn Brokers, Aliabuara, Suriyawewa.	2014-12-29	100,000

Security Deposits of Pawn Brokers

S No	File Number	Name and address	Date	Deposit Amount (Rs.)
169	PB/09/09	Sanasa Development Bank PLC, Ranna Road, agunakolapelessa	2014-12-30	100,000
170	PB/09/10	Sanasa Development Bank PLC,A.A.G. Building, Middeniya Road Katuwana	2015-01-02	100,000
171	PB/09/11	singha Powning centers, No 73, Main Street, Ambalanthota	21/01/26	100,000
172	PB/09/12	singha Powning centers, No 73, Main Street, Hambantota	2015-01-16	100,000
173	PB/09/13	ETI Finance, No. 15 Main Street, Tissamaharama	2015-01-26	100,000
174	PB/09/14	Pavithra Jewelers No. 04 Ranna Road, Agunakolapalassada	2011-02-09	100,000
175	PB/09/15	H.G. Shantha, pown brokers, No. 27 Mahavidiya Ambalantota.	2015-02-11	100,000
176	PB/09/16	piyananda Pown brokers, No: 66, Beliatta Road, Tangalle...	2015-02-06	100,000
177	PB/09/17	Piyananda,No: 66, Beliatta Road, Tangalle	21/02/11	100,000
178	PB/09/18	Sanasa Bank, Bataatha, Hungama	2015/02./4	100,000
179	PB/09/19	Sarathchandra Mortgage and Finance Company No. 159 Katuwana Road, Middeniya	03-06-15	100,000
180	PB/09/20	Sarathchandra Mortgage and Finance Company, No. 25, Hambantota	03-06-15	100,000
181	PB/09/21	singha powning Center, No. 01, Hambantota	02-19-15	100,000
182	PB/09/22	Softlogic Finance PLC, No. 28 Main Street, Tissamaharama	03-19-15	100,000
183	PB/09/23	Thima pawnbrokers, No. 24, Matara Road, Beliatta	03-20-15	100,000
184	PB/09/24	Dahanayaka Pawning Service, No 6115/1, Muwanapelessa, Sooriyawewa.	04-01-15	100,000
185	PB/09/25	Godage Pawning Service, No 6123, Muwapalessa, Sooriyawewa	04-07-15	100,000

Security Deposits of Pawn Brokers

S No	File Number	Name and address	Date	Deposit Amount (Rs.)
186	PB/09/26	Dharmie Communication , Sooriyawewa	04-09-15	100,000
187	PB/09/27	Ranasinghe Mortgage Center, Muwapalessa, Sooriyawewa		100,000
188	PB/09/28	Sandaru pawn brokers,near the filling station,Katuwana	04-07-15	100,000
189	PB/09/29	Commercial Credit & Finance PLC No. 10, Main street, Ambalantota.	11-23-12	100,000
190	PB/09/30	Havila Jewelers Sooriyawewa Weeraketiya	05-04-11	100,000
191	PB/09/31	A.S.B. pawning center No. 27 Middeniya Road	04-22-15	100,000
192	PB/09/33	Ambalanthota Sanasa Bank Limited No. 15/1, Public Market Complex. Ambalantota	06-15-15	100,000
193	PB/09/34	Dedigama Pawning Center, 14. Walasmulla Road, Beliatta	06-22-15	100,000
194	PB/09/35	Dedigama Pawning Center, 14. Walasmulla Road, Beliatta	06-22-15	100,000
195	PB/09/36	Dedigama Pawning Center, 43, Hambantota Road, Tissamaharama	22-06-2015	100,000
196	PB/09/37	Ranka Mortgage Center,No 38, Lower Street, Tissamaharamaya	07-03-15	100,000
197	PB/09/39	Dedigama Pawning Center, No: 72A Tangalle Road, Ambalantota	05-03-17	100,000
198	PB/09/40	Mr. Gamini Gunathilaka Dissanayake, 4602/1, baddewewa west, Suriyawewa	10-28-15	100,000
199	PB/09/41	Itusetha Mortgage Center, Itusetha, Tangalle Road, Weeraketiya	12-02-15	100,000
200	PB/09/42	Sarathchandra Mortgage and Finance (Private) Limited, No. 117, Midadeniya Road, Walasmulla	03-09-16	100,000
201	PB/09/44	Senani Mortgage Center, No. 30, Middeniya Road, Walasmulla	07-17-16	100,000
202	PB/09/45	Senkadagala Finance PLC, No 60, Palliyawatte Road, Tissamaharamaya	09-15-16	100,000

Security Deposits of Pawn Brokers

S_ No	File Number	Name and address	Date	Deposit Amount (Rs.)
203	PB/09/46	Gamage Pawning Services, Vidyala Mawatha, Sooriyawewa	12-21-16	100,000
204	PB/09/47	Sanasa Development Bank PLC, No: 51, Kachcheriyagama, Tissamaharamaya	03-28-17	100,000
205	PB/09/48	Commercial Credit & Finance PLC, Ranna Road, Angunakolapalassa	06-09-17	100,000
206	PB/09/49	Dedigama gold loan center, Brother, Tissa	08-24-17	100,000
207	PB/09/50	Dedigama gold loan center, Damith Stores, Arulakkalalalassa	10-26-17	100,000
208	PB/09/51	Commercial Credit & Finance PLC, No.76, Beliaththa Road, Tangalle	09-01-2018	100,000
209	PB/09/52	Commercial Credit & Finance PLC, No.161, Hambantota Road, Tissamaharamaya	02-02-2018	100,000
210	PB/09/53	Vishwa kala Pawning Centre, No. 07, Tissa road, Ambalantota	06-02-2018	100,000
211	PB/09/54	Merchant Bank of Sri Lanka & Finance PLC, No 117, Palliyawatta Junction, Tissamaharamaya	22-02-2018	100,000
212	PB/09/55	Janaka Pawning Centre, Mangala Road, Beliatta	06-04-2018	100,000
213	PB/09/56	Merchant Bank of Sri Lanka & Finance PLC, No 133, Main Street, Ambalantota	02-05-2018	100,000
214	PB/09/57	Dedigama Gold Loan Centre, Brothers, Tissa Road, Ranna	01-10-19	100,000
215	PB/09/58	Dedigama Gold Loan Centre, 45, Middeniya Road, Weeraketiya	07-08-19	100,000
216	PB/09/59	H.N.B. Finance Limited, no.24, Pallawaththa Road, Tissamaharama	11-04-19	100,000
		Total		21,500,000

Security Deposits of Pawn Brokers

Even though deposits have been sent out from the divisional secretariat offices but now closed businesses

s_n o	Name and address	Deposit Amount (Rs.)
1	Merchant Credit of Sri Lanka Limited, 33, Tissa Road, Hambantota.	100,000
2	Softlogic Finance Plc No. 80, Main Street, Ambalangoda.	100,000
3	Upper Lelwala Sanasa Society, Wadumbara.	100,000
4	Central Investments and Finance, Galle.	100,000
5	Arpoco Finance Company Limited, No. 210, Anagarika Dharmapala Mawatha, Matara.	100,000
6	Softlogic Finance Limited, Ambalangoda.	100,000
7	Nithyakala Pawning Center, 40, Anagarika Dharmapala Mawatha, Matara.	90,000
8	The Finance & Guarantee Company Limited, Tissamaharamaya	10,000
9	Mr. Dissanayake Mudiyanseelage Jayasundara - Tissamaharama	10,000
10	U. G. Ms. Piyaseeli, Dharmi, 11th Mile Post, Embilipitiya Road, Suriyawewa.	10,000
11	Mr.G.G.A. Nimalsiri, Visakha mortgage center, 57B, Kumaratunga Mawatha, Matara.	10,000
12	Mr.V.G. Dharmaratne, Matara.	10,000
13	Global Trust Finance Service, Anagarika Dharmapala Mawatha, Matara.	10,000
	Total	750,000

Security Deposits of Pawn Brokers

Investment of Security Deposits of Pawn Brokers

Fixed Deposits Certificate No.	Value Rs.		
2-0003-22-99089	2,852,381		
2-0003-23-00389	12,885,704		
2-0003-23-05585	10,094,417		
2-0002-23-38661	1,935,016		
2-0002-23-65294	1,226,550		
2-0003-24-36655	2,628,125		
1-0003-09-57-330	<u>2,232,408</u>		
	<u><u>33,854,600</u></u>		
		2019 Rs.	2018 Rs.
Bank Interest - 3(1)		11,604,600	8,655,660
Amount of invested - 3(2)		<u>22,250,000</u>	<u>20,250,000</u>
		<u><u>33,854,600</u></u>	<u><u>28,905,660</u></u>

Fund Investment Account

S_No	Ministry / Department	Fund	Balance as at 31.12.2019 Rs.	Balance as at 31.12.2018 Rs.
1	Ministry of Sports	Southern Provincial Sports	17,293,137	18,958,213
2	Ministry of Sports	Southern Provincial Religious Literature Development Fund	8,324,931.00	8,952,914
3	Governor's Secretariat	Emergency Fund	8,972,290	8,042,845
4	Ministry of Sports	Rural Development Fund	38,178,197	71,136,495
5	Department of Social Welfare Probation and Child Care Services	Social Services Fund	15,230,317	21,254,482
6	Chief Secretary	Revolving Fund	-	37,289,614
7	Department of Co-operative Development	Co-operative Development Fund	1,025,266,538	899,528,201
	Total		1,113,265,410	1,065,162,765

S_No	Investment Of Statutory Bodies	Balance as at 31.12.2019 Rs.	Balance as at 31.12.2018
1	Southern provincial Road Passenger Transport Authority	665,329,571	581,848,237
2	Southern Provincial Industrial Development Authority	87,743,595	51,610,831
3	Southern Provincial Development Authority	166,450,712	170,450,236
4	Ruhunu Tourism Bureau	203,613,833	191,375,211
5	Southern Proviencial Road Development Authority	401,944,913	(155,730,210)
	Total	1,525,082,624	839,554,305
	Grand Total	2,638,348,034	1,904,717,070

Inventories		
Description	2019 Rs.	2018 Rs.
Closing value as at 31-12-2019	216,177,869	50,311,874

Commercial Advance Account - 31.12.2019

S_N o.	Ministry/Department	Head no.	31.12.2019 Rs.		31.12.2018 Rs.	
			Debit	Credit	Debit	Credit
1	Provincial Council Office	30104	-	-	-	-
2	Department Of Local Government	30602	-	11,019,745	-	2,993,538
3	Department of Ayurvedic	30702	6,294,843	-	4,634,566	-
4	Department of Animal Production & Health	31202	-	9,781,110	-	10,052,132
5	Department of Animal Production & Health	31203	-	655,704	-	593,419
6	Department Of Industrial Development	31302	129,848,741	-	106,545,563	-
7	Department of Agriculture	31502	-	505,784	-	502,484
8	Department of Agriculture	31503	-	45,208,034	-	36,311,773
9	Department of Agriculture	31504	2,189,359	-	2,189,359	-
10	Department of Agriculture	31505	-	969,666	-	1,819,185
11	Department of Agriculture	31506				321,602
12	Chief Secretary's Office	32048	2,870,611	1,232,456	683,957	
	Total		141,203,554	69,372,499	114,053,444	52,594,135

Provincial Public Officer's Advance Accounts-2019

S_No	Ministry/Department	Head	2019 Rs.	2018 Rs.
1	Governer's Secretariat	300	5,392,831	6,088,892
2	Provincial Secretariat	301	5,159,703	4,555,255
3	Provincial Public Service Commission	302	6,226,650	6,233,026
4	Co-Operative employee Commission	303	1,878,703	2,164,697
5	Chief minister and Ministry of Finance...	304	29,847,230	28,174,864
6	Department of Health Service	305	356,471,215	388,807,000
7	Department of Local Government	306	30,727,631	30,109,861
8	Department of indigenous Medicine	307	70,164,756	75,186,285
9	Ministry of Education Land & Land.....	308	19,358,450	18,233,058
10	Department of Land commissioner	309	32,857,448	33,176,493
11	Department Of Education	310	398,137,864	451,018,315
12	Ministry of Fisheries,Animal Production.....	311	13,179,663	14,019,173
13	Department of Animal Production & Animal ..	312	57,391,538	57,177,587
14	Department of Industrial Development	313	36,134,210	38,995,255
15	Ministry Of Agriculture,Agrarian Development....	314	10,634,219	11,080,856
16	Department of Agriculture	315	40,919,878	37,180,499
17	Department of Irrigation	316	24,788,689	27,073,121
18	Department of Co-Operative Development	317	38,631,303	43,669,195
19	Ministry of Sports & Youth Affairs.....	318	34,073,135	34,208,516
20	Department Of Social Welfare,Probation.....	319	44,610,380	46,069,837
21	Chief Secretary's Office	320	91,816,234	90,812,166
22	Deputy Chief Secretary (Planning)	321	10,612,162	9,778,827
23	Deputy Chief Secretary (Engineering Services)	322	31,141,490	33,643,271
24	Department of Internal Auditing	323	7,363,145	10,717,125
25	Department Of Provincial Revenue	324	18,039,149	18,522,197
	Total		1,415,557,677	1,516,695,371

Outstanding Imprest from provincial Department

S_No	Head	Ministry/Department	2019 Rs.	2018 Rs.
1	300	Governer's Secretariat	69,532	
2	302	Provincial Public Service Commission	141,666	
3	304	Chief minister and Ministry of Finance...	21,156,464	7,134,671
4	305	Department of Health Service	359,400,552	304,511,977
5	306	Department of Local Government	481,672	
6	307	Department of Indigenous Medicine	192,720	
7	308	Ministry of Education Land & Land.....	7,548,419	
8	309	Department of Land Commissioner	393,375	
9	313	Department of Industrial Development	492,324	
10	314	Ministry Of Agriculture, Agrarian Development	269,107	
11	315	Department of Agriculture	-	7,415,490
12	317	Department of Co-Operative Development	1,081,119	
13	318	Ministry of Sports & Youth Affairs.....	552,647	
14	319	Department Of Social Welfare, Probation.....	11,612	
15	320	Chief Secretary's Office	541,744	
16	321	Deputy Chief Secretary (Planning)	168,141	
17	322	Deputy Chief Secretary (Engineering Services)	837,703	
18	323	Department of Internal Audit	224,398	
19	324	Department Of Provincial Revenue	508,180	
		Total	394,071,375	319,062,138

Fixed Deposits Investments-2019

S_N o.	Description	2019 Rs.	2018 Rs.
1	Fixed Deposit-Revolving Fund I Peoples Bank A/c No. 013-60-01-00016669-9	0	172,292,353
2	Fixed Deposit-Revolving Fund II Peoples Bank A/c No. 013-60-01-00015835-0	2,897,899	2,610,720
3	Depreciation Fund Investment Account I Peoples Bank A/c No. 013-60-01-00008564-2	6,193,097	5,591,961
4	Depreciation Fund Investment Account II Peoples Bank A/c No. 013-60-01-00011059-8	5,859,824	5,330,441
5	Depreciation Fund Investment Account III Peoples Bank A/C No. 013-60-01-00016982-9	8,350,175	7,522,680
6	Depreciation Fund Investment Account IV Peoples Bank A/c No. 013-60-01-00015500-4	19,532,438	17,636,513
7	Depreciation Fund Investment Account V Peoples Bank A/c No. 169-60-01-00018194-1	19,576,529	17,636,513
8	Depreciation Fund Investment Account VI BOC Bank A/C No. 81280892	19,752,397	17,835,122
9	Depreciation Fund Investment Account VII BOC A/C No. 80405437	25,221,242	22,773,131
10	Depreciation Fund Investment Account VIII BOC A/C No. 80405437	12,572,661	11,250,704
11	Flood Relief Fund Investment Account Peoples Bank A/c No. 013-60-01-00018319-9	1,344,715	1,203,324
12	Ranaviru Fund Investment Account I National Savings Bank A/C No - 2-0003-11-14131	2,790,991	2,525,784
13	Ranaviru Fund Investment Account II National Savings Bank A/C No - 2-0003-15-94940	2,790,991	2,525,784
14	Ranaviru Fund Investment Account III National Savings Bank A/C No - 2-0003-11-14140	1,729,117	1,564,812
15	Ranaviru Fund Investment Account IV Peoples Bank A/c No. 013-60-01-00012216-6	8,527,750	7,700,000
16	Ranaviru Fund Investment Account V Peoples Bank A/c No. 013-60-01-00012017-7	10,521,250	9,500,000
17	Ranaviru Fund Investment Account VI Peoples Bank A/c No. 013-60-01-00013099-6	3,103,840	2,796,252
18	Ranaviru Fund Investment Account VII Peoples Bank A/c No. 169-6001-00018940-8	7,113,298	6,408,377
19	Ranaviru Fund Investment Account VIII Peoples Bank A/c No. 013-60-01-00020111-5	5,075,260	
	Total	162,953,475	314,704,469

Other Financial Assets-2019

No.	Description	2019 Rs.	2018 Rs.
1	Cash In Transists	115,018,220	53,137,231
2	Accrual Revenue Account -Fixed Deposit Interest	7,222,035	9,671,581
	Total	122,240,255	62,808,812

Accrued Expenditure and Prepaid Expenditure

Object Code	Object Title	Opening Payable	Closing Payable	Opening Prepaid	Closing Prepaid
1001	Salaries & Wages	297,562	300,999		
1002	Overtime and Holiday Payments	9,153,175	18,127,187		
1003	Other Allowances	9,767,363	16,514,879	11,797	7,620
1101	Domestic	33,645,085	67,351,876		
1201	Stationary and Office Requisites	2,696,720	5,131,366		
1202	Fuel	1,621,817	1,118,544		
1203	Diets and uniforms	8,289,575	16,197,951		
1204	Medical supplies	7,578,654	16,352,152		
1205	Others	5,440,571	3,181,284		
1206	Mechanical & Electrical Goods	-			
1301	Vehicles	9,383,513	13,297,393	664,878	320,342
1302	Plant and Machinery & Equipment	5,637,373	9,906,868	290,950	185,494
1303	Buildings	2,978,431	739,550		
1304	Others	21,500	6,804,432		
1306	Quality Inputs	1,380,922	4,440,572		
1401	Transport	7,100	1,250		
1402	Postal and Communication Service	3,616,640	6,655,877		
1403	Electricity and Water	13,634,798	14,503,741		
1404	Rents and local Taxes	2,609,624	3,143,522	571,742	246,738
1405	Others	-	-		
1406	Interest Payment on Leasing Vehicles	-	-		
1407	Quality Inputs	3,977,834	-	68,163	
1408	Lease Rental fir vehicles procured under Operational....	724,119	494,002		
1409	Other	25,364,633	34,608,277	2,762,836	598,199
1501	welfare Programmes	15,114,456	5,792,991		
1504	Development Subsidies	7,528,572	3,177,000		
1506	Property Loan Interest to Public Servants		130,532		
1702	Contingency Services	1,551,822	1,351,310		
2001	Building and Structures	8,862,294	5,765,559	565,417	565,417
2004	Other Capital Expenditure	8,764,685	49,108,518		
2005	Other	1,548,697	6,457,546		
2102	Furniture and Office Equipments	224,300	962,456		
2103	Plant and Machinery & Equipment	536,867	2,148,843		
2401	Staff Taining	118,350	36,667		
2502	Other Investment	85,966,810	345,061,327		
2504	Investments by Line Ministries	10,828,199	2,945,535		
	Total	288,872,059	661,810,005	4,935,782	1,923,810

Cash and Bank Balances

S_No.	Name of Bank	Account No.	31.12.2019 Rs.	31.12.2018 Rs.
1	Main Cash Book 1 (Peoples Bank)	013-1-001-8-1921985	211,234,624	464,262,215
2	Main Cash Book 2 (BOC)	1587413	6,059,045	162,386,657
3	Call Deposit Interest (Peoples' Bank)	013-2-001-6-0011618	183,325,062	167,300,031
	Total		400,618,731	793,948,903

Deposit Account

S_No.	Ministry/Department	Head No.	31.12.2019 Balance Rs.	31.12.2018 Balance Rs.
1	Governer's Secretariat	300	751,852	758,965
2	Provincial Secretariat	301	316,792	309,854
3	Provincial Public Service Commission	302	-	-
4	Co-Operative employee Commission	303	-	-
5	Chief minister and Ministry of Finance...	304	76,231,748	132,116,065
6	Department of Health Service	305	51,079,578	53,559,614
7	Department of Local Government	306	3,540,003	12,438,221
8	Department of Indigenous Medicine	307	3,883,881	3,798,179
9	Ministry of Education Land & Land.....	308	164,409,577	200,290,535
10	Department of Land Commissioner	309	165,606	157,358
11	Department Of Education	310	98,266,661	64,013,364
12	Ministry of Fisheries,Animal Production.....	311	13,101,922	13,772,580
13	Department of Animal Production & Animal ..	312	1,354,180	971,223
14	Department of Industrial Development	313	2,986,748	6,919,536
15	Ministry Of Agriculture,Agrarian Development..	314	589,096	1,160,032
16	Department of Agriculture	315	16,130,989	13,614,721
17	Department of Irrigation	316	19,729,696	32,682,868
18	Department of Co-Operative Development	317	3,072,433	1,769,092
19	Ministry of Sports & Youth Affairs.....	318	7,476,370	3,409,449
20	Department Of Social Welfare, Probation.....	319	3,858,633	3,818,666
21	Chief Secretary's Office	320	75,582,256	149,546,392
22	Deputy Chief Secretary (Planning)	321	50,970	-
23	Deputy Chief Secretary (Engineering Services)	322	33,265,335	46,847,096
24	Department of Internal Audit	323	3,750	1,320
25	Department Of Provincial Revenue	324	25,056	148,094
	Total		575,873,129	742,103,228

Payable to Statutory Bodies

In number	Name Of the Statutory Body	Payable as at 31.12.2019 Rs.
1	Southern Proviencial Road Development Authority	63,081,089
2	Southern provincial Road Passenger Transport Authority	56,196,102
	Total	119,277,191

W & O.P. Account

S_No.	Description	31.12.2019 Rs.	31.12.2018 Rs.
1	W & O.P. Account	97,658,685	79,233,703
	Total	97,658,685	79,233,703

Payable Stamp duty & Court Fines 31.12.2019

Local Government Institute	Stamp duty Payable	Court Fines Payable	Total Payable as at 31.12.2019	Total Payable as at 31.12.2018
Galle Municipal Council	5,622,605	27,661,975	33,284,580	58,136,198
Ambalangoda urban council	21,360,332	620,620	21,980,952	22,773,844
Hikkaduwa Urban Council	100	58,500	58,600	12,044,577
Ambalangoda Pradeshiya Sabha	50,115,698	6,269,491	56,385,189	43,635,411
Rajgama Pradeshiya Sabha	1,597,235	709,267	2,306,502	8,874,133
Bentota Pradeshiya Sabha	36,719,772	1,829,486	38,549,258	14,908,317
Balapitiya Pradeshiya Sabha	65,158,369	3,247,850	68,406,219	39,565,173
Niyagama Pradeshiya Sabha	4,733,162	1,153,916	5,887,078	6,769,828
Elpitiya Pradeshiya Sabha	27,895,755	836,567	28,732,322	16,994,265
Karandeniya Pradeshiya Sabha	31,627,950	845,733	32,473,683	20,977,588
Imaduwa Pradeshiya Sabha	637,500	195,000	832,500	1,820,496
Akmeemana Pradeshiya Sabha	10,921,058	1,811,500	12,732,558	25,090,888
Habaraduwa Pradeshiya Sabha	15,683,714	1,741,750	17,425,464	44,204,914
Bope Poddala Pradeshiya Sabha	-	558,966	558,966	6,993,024
Baddegama Pradeshiya Sabha	2,292,511	1,321,123	3,613,634	6,026,462
Nagoda Pradeshiya Sabha	310,330	200,250	510,580	758,683
Thawalama Pradeshiya Sabha	2,500	973,342	975,842	436,300
Neluwa Pradeshiya Sabha	-	30,458	30,458	376,828
Yakkalamulla Pradeshiya Sabha	-	821,500	821,500	818,650
Welivitiya Divithura Pradeshiya Sabha	1,987,787	2,250	1,990,037	48,417
Matara Municipal Council	128,734,780	281,905	129,016,685	125,291,978
Weligama Urban Council	953,733	135,351	1,089,084	229,901
Matara Pradeshiya Sabha	36,963,366	7,724,570	44,687,936	46,207,622
Weligama Pradeshiya Sabha	70,511,614	10,912,190	81,423,804	71,202,287
Akuressa Pradeshiya Sabha	2,584,279	3,045,199	5,629,478	6,718,040
Devinuwara Pradeshiya Sabha	16,277,089	942,679	17,219,768	22,235,385
Dikwella Pradeshiya Sabha	22,179,566	3,641,820	25,821,386	24,612,906
Kamburupitiya Pradeshiya Sabha	6,305,970	811,044	7,117,014	8,842,129
Hakmana Pradeshiya Sabha	315,150	1,004,579	1,319,729	1,172,179
Thihagoda Pradeshiya Sabha	660,154	655,919	1,316,073	1,404,488
Mulatiyana Pradeshiya Sabha	11,700	54,093	65,793	1,966,943
Kotapola Pradeshiya Sabha	9,102,403	1,865,250	10,967,653	5,467,923
Malimbada Pradeshiya Sabha	4,283,253	75,415	4,358,668	9,772,399
Pitabeddara Pradeshiya Sabha	5,801,599	1,218,704	7,020,302	9,366,549
Athuraliya Pradeshiya Sabha	7,410	295,584	302,994	230,500
Kirinda Puhulwella Pradeshiya Sabha	57,500	-	57,500	360,334
Pasgoda Pradeshiya Sabha	4,713,850	1,034,279	5,748,129	6,415,594
Hambantota Municipal Council	561,000	38,167	599,167	2,119,555
Hambantota Pradeshiya Sabha	3,665,440	1,807,618	5,473,058	7,141,185
Tangalle Urban Council	2,752,627	-	2,752,627	1,878,327
Tangalle Pradeshiya Sabha	31,742,907	1,749,566	33,492,473	43,005,919
Beliatta Pradeshiya Sabha	14,166,639	366,291	14,532,930	7,904,885
Ambalantota Pradeshiya Sabha	11,851,117	5,291,302	17,142,419	22,219,550
Tissamaharama Pradeshiya Sabha	12,010,846	2,213,127	14,223,973	15,981,652
Katuwana Pradeshiya Sabha	8,194,126	1,543,861	9,737,987	4,552,250
Lunugamvehera Pradeshiya Sabha	619,500	70,505	690,005	389,256
Agunakolapelessa Pradeshiya Sabha	2,680,950	176,085	2,857,035	1,012,958
Sooriyawewa Pradeshiya Sabha	81,500	723,301	804,801	4,205,783
Weerakethiya Pradeshiya Sabha	12,467,435	929,926	13,397,361	8,056,407
Total	686,923,879	99,497,873	786,421,753	791,218,878

Government Grants - 2019

	Block Grant Rs.	CBG Rs.	PSDG Rs.	TSEP	HSDP Rs.	PSSP Rs.	Total -2019Rs.	
Budget	25,196,500,000	389,000,000	2,233,000,000	160,000,000	234,000,000	150,000,000	28,362,500,000	
Month	Block Grant Rs.	CBG Rs.	PSDG Rs.	TSEP	HSDP Rs.	PSSP Rs.	Total -2019 Rs.	Total -2018 Rs.
January	1,950,000,000	-	100,000,000	-	-	-	2,050,000,000	1,904,000,000
February	1,950,000,000	50,000,000	150,000,000	-	-	-	2,150,000,000	1,904,000,000
March	1,950,000,000	50,000,000	100,000,000	-	-	-	2,100,000,000	2,104,000,000
April	1,950,000,000	-	75,000,000	-	-	-	2,025,000,000	2,152,000,000
May	1,925,000,000	-	182,940,000	-	63,500,000	-	2,171,440,000	2,104,000,000
June	1,925,000,000	-	-	-	63,500,000	-	1,988,500,000	2,013,000,000
July	2,163,000,000	50,000,000	81,100,000	-	-	30,000,000	2,324,100,000	2,104,000,000
August	2,013,000,000	-	158,000,000	-	-	-	2,171,000,000	1,904,000,000
September	2,380,000,000	50,000,000	132,860,000	-	-	-	2,562,860,000	2,142,800,000
October	2,205,000,000	-	-	-	-	-	2,205,000,000	2,304,000,000
November	2,145,000,000	-	-	-	-	50,000,000	2,195,000,000	2,533,370,000
December	2,640,500,000	30,000,000	101,100,000	-	30,000,000	65,000,000	2,866,600,000	2,608,376,000
Total	25,196,500,000	230,000,000	1,081,000,000	-	157,000,000	145,000,000	26,809,500,000	25,777,546,000

	2019	2018
Government Grant	26,809,500,000	25,777,546,000
Other Grant Receipts	887,902,541	1,112,345,310
Net Grant Receipts	27,697,402,541	26,889,891,310

Other Grants Receipts

S No	Description	31.12.2019 Rs.	31.12.2018 Rs.
1	Department Of Agriculture	29,688,478	18,853,871
2	Ministry Of Housing and Development	1,820,487	-
3	Ministry of Local Government.....	40,241,852	8,834,422
4	Ministry Of Tourism Promotion & Christian affairs	5,153,181	5,492,005
5	Strategic cities Development Project	77,021	-
6	Ministry of Education (NSBS PROJECT)	739,000,000	1,030,000,000
7	Ministry Of Industrial	2,000,000	8,775,000
8	Balapitiya District Secretariat	324,621	-
9	Department of Sports Development	-	5,716,696
10	Department of Animal Production and Health	21,293,355	17,226,719
11	Ministry of Fisheries, Animal Production	-	8,090,311
12	Department of Irrigation	11,984	4,722,800
13	NAMA Project	2,938,062	3,105,798
14	Ministry of Sustainable Development	-	1,000,000
15	Marine Environment Protection Authority	333,500	450,000
16	Ministry of Local Government - Allocation for Allowances - Recruitment of Graduate Trainees	45,020,000	77,688
	Total	887,902,541	1,112,345,310
	Reduced- Refund money	-	-
	Net Total Other Grants / Receipts	887,902,541	1,112,345,310

Net Total Other Grants / Receipts

887,902,541

1,112,345,310

Government Grant

26,809,500,000

25,777,546,000

Net Grant Receipts

27,697,402,541

26,889,891,310

Tax Revenue

Tax Revenue-Central Government

Budget Rs.	Revenue Code	Revenue Title	31.12.2019 Rs.	31.12.2018 Rs.
3,300,000,000	1002-12-00	Nation Building Tax	3,148,026,032	3,051,411,144
900,000,000	1002-07-00	Stamp Duty	856,809,383	794,664,896
185,000,000	1002-05-04	Vehicle Registration Fee	170,017,398	287,903,939
4,385,000,000		Total	4,174,852,813	4,133,979,979

Tax Revenue-Provincial Council

Budget Rs.	Revenue Code	Revenue Title	31.12.2019 Rs.	31.12.2018 Rs.
3,500,000	1002-04-03	Toddy Tavern Rents	3,743,475	3,660,158
350,000	1002-04-04	Toddy tapping License Fees	316,540	18,640
40,000,000	1002-04-05	Local Liquor Tavern rents	40,992,398	40,424,298
88,000,000	1002-04-06	Foreign Liquor Tavern Rents	86,635,210	88,844,071
1,950,000,000	1002-07-01	Stamp Duty on Transfer of Properties	1,940,326,711	1,993,876,514
12,000,000	1002-07-02	Stamp Duty on Court Documents	9,492,920	9,592,765
-	1002-09-00	Turnover Tax	1,588,326	985,073
1,223,000,000	1003-01-01	Motor Vehicle Revenue Licence Fees	1,236,624,805	1,251,750,599
150,000	1003-07-09	Other Licence Fees	305,780	617,056
1,860,000	1003-07-10	Charges from pawn Brokers	1,886,500	806,300
3,318,860,000			3,321,912,666	3,390,575,476
7,703,860,000		Net Total	7,496,765,479	8,183,961,529

Non-Tax Revenue

Budget Rs.	Revenue Code	Revenue Title	31.12.2019 Rs.	31.12.2018 Rs.
76,000,000	2002-01-03	Rent on Land and Others	78,882,484	61,394,501
7,700,000	2002-01-05	Fees under land development Ordinance	26,344,932	22,594,372
13,300,000	2002-01-01	Rent on Government buildings	15,294,750	14,915,497
40,000,000	2002-02-02	Interest on loans & Advance to P/O	58,760,136	49,206,107
51,000,000	2002-02-03	Interest on Invesments	47,622,175	58,614,024
0	2003-02-06	Charges under Fauna and Flora protect Act	-	6,850
3,265,000	2003-02-28	Fees on Registration of Dealers in Drugs	3,349,531	2,645,707
10,000,000	2003-02-29	Registration of Business Names	12,162,467	12,272,805
6,598,735	2003-02-13	Examination and other Fees	6,436,435	7,841,600
5,800,000	2003-02-14	Other Charges under motor traffic Act	5,591,163	6,893,037
62,000,000	2003-02-22	Profit on Commercial advance Accounts Activities	59,274,142	62,842,640
6,500,000	2003-02-30	Taxes on mineral Products	5,685,882	6,622,748
480,000,000	2003-03-01	Court Fines	514,140,127	472,294,513
124,700,000	2003-03-03	Fees Recoverd under Private Omni Bus Act	131,284,980	48,120,789
150,000,000	2003-99-00	Other Receipts	328,292,550	160,495,558
4,200,000	2006-02-00	Sales of Capital Assets	4,690,153	2,093,231
1,041,063,735		Total	1,297,811,908	987,583,381

Southern Provincial Council Statement of Expenditure for the year ended 31st December 2019

Salary wages and other employee benefits

Budget	Rs.	Object Code	Object title	2019 Expenditure Rs.	2018 Expenditure Rs.
17,711,748,746		1001	Salaries & Wages	17,593,403,159	14,536,289,070
2,486,242,050		1002	Overtime and Holiday Payments	2,484,495,457	1,991,346,358
6,756,245,547		1003	Other Allowances	6,532,861,608	6,769,357,501
26,954,236,343			Total	26,610,760,224	23,296,992,929

**Southern Provincial Council Statement of Expenditure for the year ended
31st December 2019**

Travel expenses

Budget	Rs.	Object Code	Object title	2019 Expenditure	2018 Expenditure Rs.
375,004,684		1101	Domestic	389,247,281	268,626,951
31,600,000		1102	Foreign	22,651,276	27,034,514
406,604,684			Total	411,898,557	295,661,465

**Southern Provincial Council Statement of Expenditure for the year ended 31st
December 2019**

Other Supplies and Services

Budget	Rs.	Object Code	Object title	2019 Expenditure	2018 Expenditure Rs.
131,140,744		1201	Stationary and Office Requisites	125,009,473	109,409,512
239,154,658		1202	Fuel	203,509,483	197,133,572
210,546,900		1203	Diets and Uniforms	205,690,146	185,009,051
138,654,000		1204	Medical Supplies	139,457,875	114,556,432
55,797,920		1205	Others	46,685,083	35,280,661
50,000		1206	Mechanical & Electrical Goods	24,000	25,774
775,344,222			Total	720,376,060	641,415,003
			Opening Inventories as at 01-01 - 2019	177,410,345	58,773,554
			Closing Inventories as at 31-12-2019	216,177,869	50,311,874
			Net Total	681,608,536	649,876,683

**Southern Provincial Council Statement of Expenditure for the year ended
31st December 2019**

Maintenance Expenditure

Budget	Rs.	Object Code	Object title	2019 Expenditure	2018 Expenditure
197,463,922		1301	Vehicles	187,951,871	190,763,491
47,042,120		1302	Plant and Machinery & Equipment	44,119,904	37,859,485
72,726,000		1303	Buildings	49,737,876	42,604,500
27,560,000		1304	Others	25,574,938	19,819,612
-		1305	Structures	-	-
276,000,000		1306	Quality Inputs	241,270,924	444,722,642
620,792,042			Totals	548,655,512	735,769,729

**Southern Provincial Council Statement of Expenditure for the year ended 31st
December 2019**

Contractual Service

Budget	Rs.	Object Code	Object title	2019 Expenditure	2018 Expenditure
2,221,400		1401	Transport	1,823,702	1,554,144
107,760,620		1402	Postal and Communication Service	87,170,884	83,500,599
254,330,239		1403	Electricity and Water	220,636,437	203,213,539
50,878,500		1404	Rents and Local Taxes	41,157,801	41,817,575
14,700,000		1406	Interest Payment on Leasing Vehicles	405,950	1,080,934
120,500,000		1407	Quality Inputs	33,187,794	
41,780,470		1408	Lease Rental for vehicles procured under Operational....	32,648,013	49,618,503
463,570,578		1409	Other	447,532,690	393,859,427
1,055,741,807			Total	864,563,271	742,513,190

**Southern Provincial Council Statement of Expenditure for the year ended 31st
December 2019**

Transfers and Grants

Budget	Rs.	Object Code	Object title	2019 Expenditure	2018 Expenditure
262,030,000		1501	Welfare Programmes	217,612,025	214,976,435
3,543,021,882		1503	Public Institutions	3,162,718,149	2,596,893,051
731,105,600		1504	Development Subsidies	641,320,101	574,299,858
269,043,339		1506	Property Lone Interest to Public Servants	249,740,085	256,238,179
8,500,000		1509	Grants	7,688,128	7,990,530
4,813,700,821			Total	4,279,078,488	3,650,398,053

**Southern Provincial Council Statement of Expenditure for the year ended
31st December 2019**

Other Recurrent Expenditure

Budget Rs.	Object Code	Object title	2019 Expenditure	2018 Expenditure
2,291,600	1701	Losses & write off	68,475	96,749
89,357,439	1702	Contingency Services	73,080,222	119,233,138
544,100	1703	Other	49,158	(45,152)
92,193,139		Total	73,197,855	119,284,735

**Southern Provincial Council Statement of Expenditure for the year ended 31st December
2019**

Development expenditure (excluding capitalization)

Rehabilitation & Improvement of Capital Assets

Budget	Rs.	Object Code	Object title	2019 Expenditure Rs.	2018 Expenditure Rs.
47,125,000		2001	Building and Structures	30,040,697	93,701,355
6,585,000		2002	Plant and Machinery & Equipment	5,799,622	3,128,996
13,677,000		2003	Vehicles	6,863,496	10,906,295
694,000,000		2004	Other Capital Expenditure	395,741,036	654,046,370
774,650,000		2005	Other	432,625,043	682,397,440
1,536,037,000			Total	871,069,894	1,444,180,455

Acquisition of Capital Assets

Budget	Rs.	Object Code	Object title	2019 Expenditure Rs.	2018 Expenditure Rs.
44,900,000		2101	Vehicles	44,725,550	4,339,300
105,914,711		2102	Furniture & Office Equipment	95,729,345	230,525,235
35,980,075		2103	Plant and Machinery & Equipment	22,166,613	40,475,460
124,049,700		2104	Building and Structures	74,778,213	60,127,071
20,647,100		2105	Lands & Land Improvements	18,497,000	5,181,000
2,795,000		2106	Other	1,154,700	3,915,020
27,600,000		2108	Loan Settlements for procured Vehicles	973,634	-
361,886,586			Total	258,025,055	344,563,086

Capital transfers

Budget	Rs.	Object Code	Object title	2019 Expenditure Rs.	2018 Expenditure Rs.
90,000,000		2201	Transfers to Public Institutions	51,918,017	60,000,000
90,000,000			Total	51,918,017	60,000,000

Human Resource Development

Budget	Rs.	Object Code	Object title	2019 Expenditure Rs.	2018 Expenditure Rs.
168,130,000		2401	Staff Training	119,241,671	67,957,497
168,130,000			Total	119,241,671	67,957,497

Other capital Expenditure

Budget	Rs.	Object Code	Object title	2019 Expenditure Rs.	2018 Expenditure Rs.
2,705,771,719		2502	Other Investment	1,610,455,329	2,282,571,780
14,000,000		2503	Contingency Services	4,282,248	
962,181,282		2504	Investments by Line Ministries	923,530,716	1,115,237,117
2,690,000		2505	Preparation Before Procurement	2,243,873	618,766
1,803,530		2507	Research & Development	1,702,774	5,601,750
3,686,446,531			Total	2,542,214,940	3,404,029,413
5,842,500,116.93			Total Capital Expenditure	3,842,469,577	5,320,730,452
			Release of special grants - not impes	10,457,226	7,815,961
			Net Expenditure	3,852,926,803	5,328,546,413

Total Tax Receipts

S_No.	Object Code	Description	Amount as at 31.12.2019 Rs.	Amount as at 31.12.2018 Rs.
1	1002-05-04	Vehicle Registration fees (Department of Motor Traffic)	170,017,398	287,903,939
2	1002-07-00	Stamp Duty (Central Government Remittance)	856,809,383	730,668,891
3	1002-07-01	Stamp Duty on Transfer of Properties	1,883,889,120	1,981,502,367
4	1002-07-02	Stamp Duty on court Documents	14,650,928	6,570,015
5	1002-09-00	Turnover Tax (Wholesale and Retail)	1,618,401	985,073
6	1002-12-00	Nation Building Tax (Central Government Remittance)	3,148,026,032	3,115,407,149
7	1003-01-01	Motor Vehicle Revenue Licence Fees	1,244,668,671	1,271,855,237
Total Tax Receipts			7,319,679,933	7,394,892,671

Total Non Tax Receipts

S_N o.	Object Code	Description	Amount as at 31.12.2019 Rs.	Amount as at 31.12.2018 Rs.
1	2002-02-03	Interest on Invesments	16,388,652	30,027,947
2	2003-02-28	Fees on Registration of Dealers in Drv	3,358,129	2,649,695
3	2003-02-30	Taxes on Mineral Products	5,538,949	6,274,364
4	2003-03-01	Court Fines	496,878,935	474,696,228
5	2003-03-03	Fees Recoverd under Private Omni Bus Act	124,448,868	45,522,444
6	2003-99-00	Other Receipts	142,173,209	9,186,390
Total Non Tax Receipts			788,786,742	568,357,068

Imprests Issued for personal wages and operating Expenses

S_No.	Month	Amount as at 31.12.2019 Rs.	Amount as at 31.12.2018 Rs.
1	January	2,359,209,354	2,165,802,572
2	February	2,423,093,995	2,219,129,167
3	March	2,379,147,595	2,280,525,100
4	April	2,401,889,917	2,308,360,692
5	May	2,551,236,458	2,326,395,246
6	June	2,268,132,300	2,221,360,243
7	July	2,729,604,770	2,225,835,713
8	August	2,487,418,897	2,250,202,180
9	September	2,793,523,308	2,236,900,900
10	October	2,747,480,869	2,332,984,841
11	November	2,720,433,185	2,320,056,067
12	December	3,019,210,690	2,785,471,177
	Total	30,880,381,337	27,673,023,899

Paying stamp duty and court fines

S_No.	Month	Amount as at 31.12.2019 Rs.	Amount as at 31.12.2018 Rs.
1	January	-	13,500,000
2	February	270,432,110	21,100,710
3	March	12,636,000	6,440,810
4	April	12,295,823	2,000,000
5	May	35,171,332	306,975,526
6	June	3,000,000	-
7	July	99,871,035	6,108,134
8	August	49,669,955	11,002,463
9	September	67,931,624	6,750,556
10	October	26,882,975	21,000,000
11	November	10,208,098	114,811,950
12	December	71,522,366	23,861,523
	Total	659,621,317	533,551,672

Released Imprest for Capital Expenditure

S_No.	Project	Amount as at 31.12.2019 Rs.	Amount as at 31.12.2018 Rs.
1	Provincial Specific Development Grant	1,091,127,547	1,777,310,456
2	Criteria Based Grant and Other Capital Expenditure	976,094,425	1,390,468,618
3	"Near School Best School" Project	746,422,747	954,097,695
4	World Bank -Health Sector Development Project	235,692,568	385,563,265
5	World Bank- Education Sector Development Framework A	-	43,000,000
6	PSSP	163,600,000	
7	Department of Local Government		3,462,215
8	Ministry of Sports & Youth Affairs.....	1,820,487	2,985,787
9	Ministry of Fisheries,Animal Production.....	2,938,062	4,800,998
10	Chief minister and Ministry of Finance...	5,448,342	16,696,013
11	TSEP		171,278,749
12	Department of Industrial Development	2,000,000	9,725,000
13	Department of Agriculture	22,979,728	18,228,709
14	Department of Animal Production & Animal ..	28,293,355	24,304,191
15	Ministry of Education		50,000,000
16	Department Of Irrigation	747,125	4,722,800
17	Deputy Chief Secretary (Engineering)	1,023,502	
18	Deputy Chief Secretary (Planning)		1,000,000
19	Department of Local Government "Gamin Gamata Dorin Dorata"	156,658	
	Total	3,278,344,547	4,857,644,498

Release of special grants - Not impest

S_No.	Project	31.12.2019 Rs.	31.12.2018 Rs.
1	Department of Animal Production	154,549	4,201
2	Department of Irrigation	4,289,866	5,682,994
3	Department of Health Service	-	742,855
4	Ministry of Fisheries,Animal Production....	36,930	50,000
5	Sustainable Energy	-	81,825
6	Department of Agriculture	1,148,881	388,000
7	Department of Local Government	2,327,000	
8	Department Of Provincial Revenue	2,500,000	
9	Kirinda Puhulwella Pradeshiya Saba	-	50,924
10	Niyagama Pradeshiya Saba	-	46,998
11	Habaraduwa Pradeshiya Saba	-	425,721
12	Weligama Pradeshiya Saba	-	7,196
13	Pasgoda Pradeshiya Saba	-	311,976
14	Thawalama Pradeshiya Saba	-	100,290
15	Hakmana Pradeshiya Saba	-	57,565
16	Bentota Pradeshiya Saba	-	196,040
17	Balapitiya Pradeshiya Saba	-	262,225
18	Galle Metropolis	-	93,368
19	Devinuwara Pradeshiya Saba	-	3,600
20	Mathara Metropolis	-	223,857
21	Tangalle Municipal Council	-	112,762
22	Yakkalamulla Pradeshiya Saba	-	51,219
23	Bope Poddala Pradeshiya Saba	-	167,510
24	Akuressa Pradeshiya Saba	-	256,402
	Total	10,457,226	9,317,529

Imperst settlement

S_No	Month	Amount as at 31.12.2019 Rs.	Amount as at 31.12.2018 Rs.
1	January	11,915,490	-
2	February	-	4,976,769
3	March	5,163,978	79,347,978
4	April	8,727,984	21,238,455
5	May	36,303,827	2,977,844
6	June	28,750	17,928,876
7	July	58,588,687	4,091,742
8	August	-	8,429,772
9	September	85,165,230	27,643,886
10	October	18,180	13,664,655
11	November	20,692,136	10,026,400
12	December	131,225,878	195,106,508
	Total	357,830,140	385,432,886

Southern Provincial Council
Cash spent on financial activities
Provincial Public Officer's Advance Accounts Imprest Released-2019

Head_No	Ministry/Department	Amount as at	
		31.12.2019	31.12.2018
		Rs.	Rs.
300	Governer's Secretariat	1,820,981	2,250,000
301	Provincial Secretariat	1,327,500	755,000
302	Provincial Public Service Commission	366,000	632,000
303	Co-Operative Employee Commission	199,100	482,500
304	Chief minister and Ministry of Finance...	5,333,300	7,400,000
305	Department of Health Service	142,178,292	298,010,000
306	Department of Local Government	3,738,419	10,790,000
307	Department of Indigenous Medicine	17,660,000	37,456,000
308	Ministry of Education Land & Land.....	5,821,850	3,900,000
309	Department of Land Commissioner	8,313,506	12,832,660
310	Department Of Education	450,290,669	549,000,000
311	Ministry of Fisheries,Animal Production.....	1,490,000	3,402,000
312	Department of Animal Production & Animal ..	16,185,000	29,744,000
313	Department of Industrial Development	11,296,000	14,206,000
314	Ministry Of Agriculture, Agrarian Development..	2,143,943	3,000,000
315	Department of Agriculture	14,971,243	18,878,000
316	Department of Irrigation	6,071,710	10,000,000
317	Department of Co-Operative Development	12,004,000	13,549,000
318	Ministry of Sports & Youth Affairs.....	6,133,258	11,689,810
319	Department Of Social Welfare,Probation.....	5,500,000	17,274,000
320	Chief Secretary's Office	10,000,000	4,000,000
321	Deputy Chief Secretary (Planning)	2,474,149	2,357,000
322	Deputy Chief Secretary (Engineering Services)	7,694,072	14,110,000
323	Department of Internal Audit	2,220,000	3,488,000
324	Department Of Provincial Revenue	6,000,000	5,700,000
	Total	741,232,992	1,074,905,970

Other Payments

S_No.	Description	Amount as at 31.12.2019 Rs.	Amount as at 31.12.2018 Rs.
1	Ministry of Sports & Youth Affairs.....	31,719,804	76,673,783
2	Chief Ministry	21,900,000	53,455,700
3	Department of Local Government	19,695,400	18,507,200
4	Department Of Social Welfare, Probation.....	9,700,000	25,132,900
5	Chief Secretariat	30,000,000	-
6	Department of Animal Production & Animal ..	-	200,000
7	Department of Agriculture	-	5,029,904
8	Department Of Education	-	8,497,537
9	Ministry of Fisheries, Animal Production.....	-	5,228,717
10	Ministry of Education Land & Land.....	-	3,000,000
	Total	113,015,204	195,725,740

Trial Balance as at 31st December 2019

Rs.

Description	Debit	Credit
Expenditure Account	39,004,799,584	
Surcharge Account		1,692,567,564
Public Officers' Advance Account	1,415,557,677	
Commercial Advance Account	71,831,054	
General Deposit Account		575,873,129
Revenue Control Account		8,810,521,204
Refund Account	15,943,817	
W & O.P. Account		97,658,685
Imprest Control Account	394,071,375	
Treasury Grants Account		1,613,000,000
Special Grants Account		887,902,541
Depreciation Reserve Fund Account		111,182,024
Cash in Transist Account	115,018,220	
Special Grants (Not Imprest) Account	10,457,226	
Revolving Fund Fixed Deposit Account II	2,897,899	
Depreciation Reserve Fund Investment Account I	6,193,097	
Depreciation Reserve Fund Investment Account II	5,859,824	
Depreciation Reserve Fund Investment Account III	8,350,175	
Depreciation Reserve Fund Investment Account IV	19,532,438	
Depreciation Reserve Fund Investment Account V	19,576,529	
Depreciation Reserve Fund Investment Account VI	19,752,397	
Depreciation Reserve Fund Investment Account VII	25,221,242	
Depreciation Reserve Fund Investment Account VIII	12,572,661	
Flood Relief Fund Investment Account	1,344,715	
Ranaviru Fund Investment Account I	2,790,991	
Ranaviru Fund Investment Account II	2,790,991	
Ranaviru Fund Investment Account III	1,729,117	
Ranaviru Fund Investment Account IV	8,527,750	

Ranaviru Fund Investment Account V	10,521,250	
Ranaviru Fund Investment Account VI	3,103,840	
Ranaviru Fund Investment Account VII	7,113,298	
Ranaviru Fund Investment Account VIII	5,075,260	
Accrued Revenue Account(Fixed Diposit)	7,222,035	
Cash Balance -Main Cash Book 1- (People Bank)	211,234,624	
Main Cash Book 2- (Bank of ceylon)	6,059,045	
Call Deposit Interest	183,325,062	
Block Grants		25,196,500,000
Provincial Fund Account		3,596,241,447
Accrued Expenditure Account		661,810,005
Fixed Assets Account	11,166,824,576	
Capital Reserves Account		10,829,961,612
Pawn Brokers' Security Deposits Investment Account	33,854,600	
Security Deposits of Pawn Brokers		22,250,000
Security Deposits of Pawn Brokers interest Account		11,604,600
Prepaid Expenditure Account	1,923,810	
Payable Stamp duty		686,923,879
Payable Court fine		99,497,873
Provision for Depreciation		1,092,086,196
Annual Depreciation	449,255,870	
Inventories	216,177,869	
Payable to Statutory Bodies		119,277,191
Fund Investment Account	2,638,348,034	
Total	56,104,857,952	56,104,857,952

1
2

3
4

5
6