

Quarterly Debt Bulletin

as of the end of June 2023

Ministry of Finance, Economic
Stabilization and National Policies,
Democratic Socialist Republic of Sri
Lanka

Overview

Sri Lanka reached a Staff Level Agreement (SLA) with the International Monetary Fund (IMF) in September, 2022 towards restoring macroeconomic stability and debt sustainability. Successful approval of the Extended Fund Facility (EFF) programme by the IMF has also helped to secure additional foreign financing from International Financial Institutions (IFIs). The IMF program targets restoring the country's fiscal sustainability through a well calibrated revenue-based fiscal consolidation plan. Sri Lankan authorities are also committed to implement growth-enhancing structural reforms that will allow Sri Lanka to unlock its full growth. The Sri Lankan Government has also embarked on an ambitious reform agenda to ensure fiscal consolidation, boost tax revenues, rebuild its foreign reserves, improve economic governance, and strengthen the Central Bank's independence. At this juncture, the IMF Executive Board has approved Sri Lanka's IMF program under the Extended Fund Facility (EFF) on 20th March, 2023.

Publishing a public debt bulletin will ensure the Government's commitment to transparency, accountability and free accessibility to information by the international organizations and the general public. Public Debt in Sri Lanka consists of Domestic Debt, External Debt, of which also includes project/programme loans obtained from bilateral and multilateral creditors on concessionary terms as well as commercial debt. The Government-guaranteed debt and borrowings of the Central Bank of Sri Lanka (CBSL) are also a part of Sri Lanka's total public debt. This publication depicts the public debt situation in Sri Lanka as of the end June, 2023

Table 1: Summary of Public Debt as at 30th June 2023

Instrument Category	USD million	
	End March 2023*	End June 2023**
Government Debt	86,873	91,457
Domestic Debt	46,900	51,315
LKR Denominated ¹	45,713	50,167
FX Denominated ²	1,187	1,148
External Debt	36,435	36,594
Project/Program Loan	21,684	21,858
Bilateral	11,333	10,948
Multilateral	10,351	10,910
Commercial	14,751	14,736
ISB	12,550	12,550
Term Financing Facilities	2,201	2,186
Guaranteed Debt	3,538	3,548
LKR Denominated	1,837	1,837
FX Denominated	1,701	1,712
Central Bank	5,065	4,996
Multilateral	1,060	982
SWAP Facilities	2,012	2,022
ACU Liabilities	1,993	1,992
Total	91,938	96,453

Note

Outstanding amount includes the unpaid principals of affected debt instruments specified in the interim debt standstill policy

* Updated, for the conversion different currencies into USD, the exchange rates as at 31st March 2023 have been used

** provisional, for the conversion different currencies into USD, the exchange rates as at 28th June 2023 have been used

1. Included the CPC Loan which is expected to pay in LKR

2. Include SLDBS + Non project FCBU Loans

Table 2: Domestic Debt

Source	Outstanding Debt (in US\$)	
	31-03-2023*	30-06-2023**
Treasury Bills	14,166,187,790	17,209,265,571
Treasury Bonds	27,829,072,632	29,171,885,507
Rupee Loans	-	-
Sri Lanka Development Bonds	843,266,037	837,593,415.00
Local Loans in Foreign Currency - FCBU	343,738,435	310,251,128.86
Suhurupaya Loan Account of Ministry of Defence	13,037,451	13,816,329
Treasury Bond Account (Active Liability Management Act)	70,276,216	74,474,630
Retirement Gratuity Loan Account	146,378,271	151,828,114
Advance from the CBSL Monetary Law Act	1,053,117,515	1,111,012,532
Government Guaranteed Ceylon Petroleum Corporation Loan	2,434,781,159	2,434,781,159
Total	46,899,855,507	51,314,908,386

Note

Foreign Currency Banking Unit -Project loans not included

*For conversion different currencies into USD, the exchange rates as at 31st March 2023 (327.28) applied

**For conversion different currencies into USD, the exchange rates as at 28th June 2023 (308.83) applied

Table 3: DETAILS OF OUTSTANDING TREASURY BILLS ¹ As at 30 June 2023

Maturity Date	Issue Date	ISIN	Book Value (Rs Mn)	Discount (Rs Mn)	Face Value (Rs Mn)
30 June 2023	01 July 2022	LKA36423F306	10,640.07	2,536.93	13,177.00
	07 July 2022	LKA36423F306	9,889.19	2,320.67	12,209.86
	30 December 2022	LKA18223F302	15,932.89	2,565.11	18,498.00
	24 March 2023	LKA36423F306	61,858.55	4,366.76	66,225.31
	31 March 2023	LKA09123F305	56,908.89	3,697.11	60,606.00
	03 April 2023	LKA36423F306	12,685.93	796.17	13,482.10
	10 April 2023	LKA36423F306	66,575.08	3,561.46	70,136.54
	17 April 2023	LKA36423F306	20,486.66	1,027.06	21,513.72
07 July 2023	21 April 2023	LKA36423F306	38,132.24	1,867.76	40,000.00
	08 July 2022	LKA36423G072	9,608.30	2,700.70	12,309.00
	06 January 2023	LKA18223G078	23,672.98	3,790.02	27,463.00
	31 March 2023	LKA36423G072	83,342.28	5,827.23	89,169.51
	07 April 2023	LKA09123G071	56,587.70	3,412.30	60,000.00
	10 April 2023	LKA09123G071	518.72	31.28	550.00
	17 April 2023	LKA36423G072	104,264.49	5,735.51	110,000.00
14 July 2023	08 May 2023	LKA36423G072	19,191.74	808.26	20,000.00
	15 July 2022	LKA36423G148	1,948.92	582.08	2,531.00
	13 January 2023	LKA18223G144	22,771.64	3,571.36	26,343.00
	10 April 2023	LKA36423G148	112,893.36	7,106.64	120,000.00
	14 April 2023	LKA09123G147	48,992.77	3,037.23	52,030.00
	17 April 2023	LKA36423G148	102,608.26	6,147.07	108,755.33
21 July 2023	08 May 2023	LKA36423G148	9,549.83	450.17	10,000.00
	22 July 2022	LKA36423G213	11,587.77	3,455.23	15,043.00
	20 January 2023	LKA18223G219	21,982.31	3,194.69	25,177.00
	21 April 2023	LKA09123G212	51,440.03	3,297.97	54,738.00
	28 April 2023	LKA36423G213	113,948.06	6,752.73	120,700.79
	02 May 2023	LKA36423G213	53,931.92	3,039.18	56,971.10

	08 May 2023	LKA36423G213	65,520.72	3,419.29	68,940.01
28 July 2023	29 July 2022	LKA36423G288	17,993.41	5,313.59	23,307.00
	02 August 2022	LKA36423G288	943.02	275.32	1,218.34
	04 August 2022	LKA36423G288	1,472.91	422.71	1,895.62
	27 January 2023	LKA18223G284	20,085.09	2,883.91	22,969.00
	21 April 2023	LKA36423G288	132,559.13	9,136.39	141,695.52
	28 April 2023	LKA09123G287	87,353.94	5,622.06	92,976.00
	12 May 2023	LKA36423G288	37,939.04	2,060.96	40,000.00
	05 August 2022	LKA36423H047	13,847.22	4,041.78	17,889.00
04 August 2023	03 February 2023	LKA18223H043	23,815.93	3,420.07	27,236.00
	05 May 2023	LKA09123H046	134,276.43	8,667.57	142,944.00
	12 May 2023	LKA36423H047	109,082.25	6,479.43	115,561.68
	15 May 2023	LKA36423H047	18,917.68	1,082.32	20,000.00
11 August 2023	12 August 2022	LKA36423H112	7,082.13	2,064.36	9,146.49
	10 February 2023	LKA18223H118	27,138.63	3,897.37	31,036.00
	12 May 2023	LKA09123H111	105,743.68	6,820.32	112,564.00
	15 May 2023	LKA36423H112	159,507.50	9,937.44	169,444.94
18 August 2023	19 August 2022	LKA36423H187	3,006.70	876.30	3,883.00
	17 February 2023	LKA18223H183	9,471.28	1,357.72	10,829.00
	19 May 2023	LKA09123H186	81,879.25	5,212.75	87,092.00
	26 May 2023	LKA36423H187	171,329.68	10,121.72	181,451.40
	09 June 2023	LKA36423H187	28,726.11	1,273.89	30,000.00
25 August 2023	26 August 2022	LKA36423H252	6,478.46	1,932.54	8,411.00
	24 February 2023	LKA18223H258	5,400.69	774.31	6,175.00
	19 May 2023	LKA36423H252	46,275.50	3,170.74	49,446.24
	26 May 2023	LKA09123H251	72,456.68	4,647.32	77,104.00
	01 June 2023	LKA36423H252	44,860.76	2,681.78	47,542.54
	02 June 2023	LKA36423H252	126,923.70	7,495.34	134,419.04
01 September 2023	02 September 2022	LKA36423I011	2,632.95	803.05	3,436.00
	03 March 2023	LKA18223I017	22,345.83	3,200.17	25,546.00

	19 May 2023	LKA36423I011	80,697.67	5,919.60	86,617.27
	02 June 2023	LKA09123I010	67,201.99	4,310.01	71,512.00
	09 June 2023	LKA36423I011	125,943.78	6,731.27	132,675.05
08 September 2023	09 September 2022	LKA36423I086	3,127.90	954.10	4,082.00
	10 March 2023	LKA18223I082	25,816.44	3,584.56	29,401.00
	09 June 2023	LKA09123I085	67,165.36	3,896.64	71,062.00
	15 June 2023	LKA36423I086	-	-	-
	16 June 2023	LKA36423I086	-	-	-
	26 June 2023	LKA36423I086	160,379.59	7,459.96	167,839.56
15 September 2023	16 September 2022	LKA36423I151	4,884.83	1,478.17	6,363.00
	17 March 2023	LKA18223I157	36,900.39	5,044.61	41,945.00
	16 June 2023	LKA09123I150	59,491.75	3,445.25	62,937.00
	23 June 2023	LKA36423I151	94,970.20	5,029.80	100,000.00
22 September 2023	23 September 2022	LKA36423I227	7,415.18	2,214.82	9,630.00
	24 March 2023	LKA18223I223	31,154.80	4,069.20	35,224.00
	23 June 2023	LKA09123I226	50,342.74	2,894.26	53,237.00
29 September 2023	30 September 2022	LKA36423I292	3,379.20	1,008.80	4,388.00
	31 March 2023	LKA18223I298	19,633.61	2,531.39	22,165.00
	23 June 2023	LKA36423I292	92,131.45	5,638.08	97,769.53
06 October 2023	07 October 2022	LKA36423J068	3,354.91	998.09	4,353.00
	07 April 2023	LKA18223J064	12,654.03	1,524.97	14,179.00
	10 April 2023	LKA18223J064	15,900.94	1,916.06	17,817.00
13 October 2023	14 October 2022	LKA36423J134	790.90	234.10	1,025.00
	14 April 2023	LKA18223J130	25,421.14	3,063.86	28,485.00
20 October 2023	21 October 2022	LKA36423J209	1,165.86	345.14	1,511.00
	21 April 2023	LKA18223J205	9,860.82	1,231.18	11,092.00
27 October 2023	28 October 2022	LKA36423J274	1,007.70	298.30	1,306.00
	28 April 2023	LKA18223J270	22,151.52	2,798.48	24,950.00
03 November 2023	04 November 2022	LKA36423K033	1,289.62	381.38	1,671.00
	05 May 2023	LKA18223K039	31,973.46	4,063.54	36,037.00

10 November 2023	11 November 2022	LKA36423K108	1,408.68	416.32	1,825.00
	12 May 2023	LKA18223K104	26,729.34	3,397.66	30,127.00
17 November 2023	18 November 2022	LKA36423K173	869.30	256.70	1,126.00
	19 May 2023	LKA18223K179	46,555.41	5,870.59	52,426.00
24 November 2023	25 November 2022	LKA36423K249	5,729.42	1,691.58	7,421.00
	26 May 2023	LKA18223K245	22,152.50	2,802.50	24,955.00
01 December 2023	02 December 2022	LKA36423L015	4,322.50	1,273.50	5,596.00
	02 June 2023	LKA18223L011	53,596.09	6,777.91	60,374.00
08 December 2023	09 December 2022	LKA36423L080	2,389.17	700.83	3,090.00
	09 June 2023	LKA18223L086	36,100.93	3,953.07	40,054.00
15 December 2023	16 December 2022	LKA36423L155	6,827.06	2,001.94	8,829.00
	16 June 2023	LKA18223L151	78,881.31	8,129.69	87,011.00
22 December 2023	23 December 2022	LKA36423L221	6,287.60	1,842.40	8,130.00
	23 June 2023	LKA18223L227	36,840.39	3,590.61	40,431.00
29 December 2023	30 December 2022	LKA36423L296	4,529.26	1,325.74	5,855.00
05 January 2024	06 January 2023	LKA36424A057	15,697.96	4,577.04	20,275.00
12 January 2024	13 January 2023	LKA36424A123	14,847.15	4,311.85	19,159.00
19 January 2024	20 January 2023	LKA36424A198	22,873.53	6,462.47	29,336.00
26 January 2024	27 January 2023	LKA36424A263	26,635.38	7,399.62	34,035.00
02 February 2024	03 February 2023	LKA36424B022	13,516.45	3,746.55	17,263.00
09 February 2024	10 February 2023	LKA36424B097	8,150.46	2,259.54	10,410.00
16 February 2024	17 February 2023	LKA36424B162	21,823.69	6,047.31	27,871.00
23 February 2024	24 February 2023	LKA36424B238	18,156.56	5,024.44	23,181.00
01 March 2024	03 March 2023	LKA36424C012	21,213.29	5,863.71	27,077.00
08 March 2024	10 March 2023	LKA36424C087	23,659.40	6,253.60	29,913.00
15 March 2024	17 March 2023	LKA36424C152	37,711.30	9,773.70	47,485.00
22 March 2024	24 March 2023	LKA36424C228	38,614.23	9,389.77	48,004.00
29 March 2024	31 March 2023	LKA36424C293	7,853.49	1,909.51	9,763.00
05 April 2024	07 April 2023	LKA36424D051	29,273.84	6,547.16	35,821.00
12 April 2024	14 April 2023	LKA36424D127	15,871.38	3,592.62	19,464.00

19 April 2024	21 April 2023	LKA36424D192	22,942.63	5,268.37	28,211.00
26 April 2024	28 April 2023	LKA36424D267	20,995.21	4,828.79	25,824.00
03 May 2024	05 May 2023	LKA36424E034	17,069.21	3,949.79	21,019.00
10 May 2024	12 May 2023	LKA36424E109	26,237.07	6,071.93	32,309.00
17 May 2024	19 May 2023	LKA36424E174	50,301.94	11,465.06	61,767.00
24 May 2024	26 May 2023	LKA36424E240	38,512.15	8,844.85	47,357.00
31 May 2024	02 June 2023	LKA36424E315	55,418.64	12,695.36	68,114.00
07 June 2024	09 June 2023	LKA36424F072	53,638.00	10,246.00	63,884.00
14 June 2024	16 June 2023	LKA36424F148	63,558.51	11,493.49	75,052.00
21 June 2024	23 June 2023	LKA36424F213	37,465.49	6,366.51	43,832.00
Treasury Bill Outstanding as at 30.06.2023			4,818,480.59	496,256.89	5,314,737.49

Table 4: DETAILS OF OUTSTANDING TREASURY BONDS as at 30th June 2023

Maturity Date	Issue Date	Series	ISIN	Face Value (Rs Mn)	Clean Price (Rs Mn)	Discount (Rs Mn)	Premium (Rs Mn)
15 July 2023	15 July 2018	10.20%2023A	LKB00523G153	128,418.77	129,339.39	1,066.96	1,987.58
1 September 2023	1 September 2012	09.00%2023A	LKB01123I017	87,232.36	85,760.95	3,229.50	1,758.09
	1 September 2013	11.20%2023A	LKB01023I019	99,881.32	102,004.25	1,693.03	3,815.96
1 October 2023	1 October 2003	07.00%2023A	LKB02023J016	223,221.57	210,657.07	17,034.39	4,469.89
15 November 2023	15 November 2020	06.30%2023A	LKB00323K150	180,593.29	180,111.50	499.43	17.64
15 December 2023	15 December 2018	11.60%2023A	LKB00523L153	91,968.82	93,857.38	-	1,888.56
1 January 2024	1 January 2014	11.40%2024A	LKB01024A014	102,434.80	102,428.41	4,169.15	4,162.76
15 March 2024	15 March 2019	10.90%2024A	LKB00524C150	181,860.19	185,134.06	290.74	3,564.61
1 May 2024	1 May 2022	22.50%2024A	LKB00224E013	85,762.20	76,515.80	9,246.40	-
15 June 2024	15 June 2019	10.25%2024A	LKB00524F153	208,031.99	213,502.25	1,484.40	6,954.66
1 August 2024	1 August 2016	11.00%2024A	LKB00824H013	217,515.94	196,116.62	21,399.32	-
15 September 2024	15 September 2019	09.85%2024A	LKB00524I157	195,596.52	199,201.95	1,151.76	4,757.19
15 November 2024	15 November 2022	22.00%2024A	LKB00224K150	19,450.13	16,915.06	2,535.07	-
1 December 2024	1 December 2014	06.00%2024A	LKB01024L011	184,028.25	179,919.14	4,109.11	-

15 January 2025	15 January 2022	22.50%2025A	LKB00325A156	86,055.83	73,124.34	12,931.49	-
15 March 2025	15 March 2015	10.25%2025A	LKB01025C157	168,878.71	157,454.22	12,105.06	680.57
1 May 2025	1 May 2013	09.00%2025A	LKB01225E019	162,441.03	161,588.19	3,047.07	2,194.23
1 June 2025	1 June 2021	17.00%2025A	LKB00425F013	187,228.70	158,798.33	28,430.37	-
1 July 2025	1 July 2022	18.00%2025A	LKB00325G013	278,248.43	216,426.16	61,822.27	-
1 August 2025	1 August 2015	11.00%2025A	LKB01025H016	175,069.23	167,637.88	7,790.36	359.01
15 October 2025	15 October 2017	10.35%2025A	LKB00825J156	159,907.69	163,695.25	1,202.80	4,990.37
15 January 2026	15 January 2021	06.75%2026A	LKB00526A159	183,879.61	181,723.88	2,208.29	52.55
1 February 2026	1 February 2013	09.00%2026A	LKB01326B011	184,851.11	194,232.67	5,708.51	15,090.07
1 March 2026	1 March 2011	05.35%2026A	LKB01526C014	240,730.29	182,165.93	58,564.36	-
15 May 2026	15 May 2022	22.50%2026A	LKB00426E154	243,874.22	200,404.00	43,470.22	-
1 June 2026	1 June 2014	11.00%2026A	LKB01226F014	112,998.23	104,799.72	10,034.42	1,835.91
1 August 2026	1 August 2016	11.50%2026A	LKB01026H014	126,237.00	112,934.06	13,302.94	-
20 December 2026	20 December 2016	05.00%2026A	LKB01026L206	9,142.22	5,000.00	4,142.22	-
15 January 2027	15 January 2019	11.40%2027A	LKB00827A151	186,686.77	188,336.04	-	1,649.27
1 May 2027	1 May 2022	18.00%2027A	LKB00527E019	237,716.15	183,122.22	54,593.93	-
15 June 2027	15 June 2017	11.75%2027A	LKB01027F156	271,017.63	255,857.54	15,560.91	400.82
21 July 2027	21 July 2017	11.00%2027A	LKB01027G212	5,000.00	5,000.00	-	-
15 August 2027	15 August 2019	07.80%2027A	LKB00827H156	127,756.57	132,460.13	-	4,703.56
15 September 2027	15 September 2022	20.00%2027A	LKB00527I150	230,992.78	176,810.61	54,182.17	-
15 October 2027	15 October 2019	10.30%2027A	LKB00827J152	237,115.24	238,946.58	2,879.47	4,710.81
15 December 2027	15 December 2017	11.25%2027A	LKB01027L154	158,167.25	124,047.60	34,119.65	-
15 January 2028	15 January 2022	18.00%2028A	LKB00628A153	152,383.00	125,512.65	26,870.35	-
15 March 2028	15 March 2018	10.75%2028A	LKB01028C151	155,500.00	160,731.94	-	5,231.94
1 May 2028	1 May 2013	09.00%2028B	LKB01528E016	167,620.78	146,004.43	26,108.33	4,491.99
1 July 2028	1 July 2012	09.00%2028A	LKB01628G019	191,134.20	170,412.38	27,956.15	7,234.33
1 September 2028	1 September 2013	11.50%2028A	LKB01528I017	283,068.43	277,031.17	6,620.90	583.64
1 January 2029	1 January 2014	13.00%2029A	LKB01529A012	114,804.31	123,415.07	-	8,610.76
1 May 2029	1 May 2014	13.00%2029B	LKB01529E014	109,785.34	119,825.64	-	10,040.30
15 July 2029	15 July 2022	20.00%2029A	LKB00729G156	96,240.62	73,432.51	22,808.11	-

15 May 2030	15 May 2015	11.00%2030A	LKB01530E152	164,702.00	153,067.05	14,217.43	2,582.48
15 March 2031	15 March 2019	11.25%2031A	LKB01231C151	223,255.00	226,778.71	2,433.39	5,957.10
15 May 2031	15 May 2022	18.00%2031A	LKB00931E153	131,637.27	106,820.39	24,816.88	-
1 December 2031	1 December 2021	12.00%2031A	LKB01031L016	97,799.52	91,227.50	6,572.02	-
1 January 2032	1 January 2012	08.00%2032A	LKB02032A016	242,596.66	198,066.01	46,200.03	1,669.38
1 July 2032	1 July 2022	18.00%2032A	LKB01032G014	194,458.24	120,620.07	73,838.17	-
1 October 2032	1 October 2012	09.00%2032A	LKB02032J017	108,292.85	90,752.49	18,370.85	830.49
15 January 2033	15 January 2018	11.20%2033A	LKB01533A154	238,900.00	230,338.96	9,701.06	1,140.02
1 June 2033	1 June 2013	09.00%2033A	LKB02033F013	101,455.90	69,175.61	32,280.29	-
1 July 2033	1 July 2013	13.25%2033A	LKB02033G011	23,511.76	24,968.94	-	1,457.18
1 November 2033	1 November 2013	09.00%2033B	LKB02033K013	20,008.84	13,899.61	6,109.23	-
1 January 2034	1 January 2014	13.25%2034A	LKB02034A012	77,858.98	84,846.66	-	6,987.68
15 September 2034	15 September 2019	10.25%2034A	LKB01534I155	45,000.00	43,846.22	1,153.78	-
15 March 2035	15 March 2015	11.50%2035A	LKB02035C155	124,565.00	124,282.17	3,693.79	3,410.96
15 August 2039	15 August 2019	10.50%2039A	LKB02039H156	25,000.00	24,950.58	229.84	180.43
1 January 2041	1 January 2016	12.00%2041A	LKB02541A016	29,885.00	26,770.32	3,114.68	-
1 June 2043	1 June 2013	09.00%2043A	LKB03043F011	33,809.25	22,143.15	11,666.10	-
1 January 2044	1 January 2014	13.50%2044A	LKB03044A010	10,969.85	11,495.19	-	525.34
1 June 2044	1 June 2014	13.50%2044B	LKB03044F019	77,861.76	82,895.98	-	5,034.22
1 March 2045	1 March 2015	12.50%2045A	LKB03045C013	10,058.00	9,657.80	400.20	-
Treasury Bond Outstanding as at 30.06.2023				9,032,153.40	8,308,998.37	859,167.38	136,012.34

Table 5: DETAILS OF OUTSTANDING SRI LANKA DEVELOPMENT BONDS ¹ As at 30 June 2023

Maturity Date	Issue Date	Series Name	ISIN	Interest Info	Amount (USD Mn)
15 July 2023	15 July 2022	SLDB2023G	LKH00223G154	Fixed	0.0002
22 July 2023	22 January 2023	SLDB2023K	LKG00223G221	Floating	0.0740
			LKH00223G220	Fixed	0.2698
01 August 2023	01 February 2023	SLDB2023M	LKH00223H012	Fixed	0.3601
15 September 2023	15 March 2023	SLDB2023N	LKH00223I150	Fixed	1.1307

16 September 2023	16 March 2023	SLDB2023O	LKG00223I169	Floating	0.6311
			LKH00223I168	Fixed	2.5932
21 October 2023	21 April 2023	SLDB2023P	LKH00223J216	Fixed	0.0271
01 November 2023	01 November 2022	SLDB2023L	LKH00223K016	Fixed	0.0024
	01 February 2023	SLDB2023L	LKH00223K016	Fixed	9.1631
	01 May 2023	SLDB2023L	LKH00223K016	Fixed	3.7908
01 January 2024	01 January 2023	SLDB2024D	LKH00224A015	Fixed	0.1035
15 January 2024	02 February 2022	SLDB2024B	LKH00324A153	Fixed	0.0110
	24 February 2022	SLDB2024B	LKH00324A153	Fixed	0.0300
	04 March 2022	SLDB2024B	LKH00324A153	Fixed	0.0060
	08 March 2022	SLDB2024B	LKH00324A153	Fixed	0.0140
01 May 2024	03 May 2021	SLDB2024A	LKH00324E015	Fixed	200.1400
	30 June 2021	SLDB2024A	LKH00324E015	Fixed	4.7200
	30 July 2021	SLDB2024A	LKH00324E015	Fixed	1.2500
	24 January 2022	SLDB2024A	LKH00324E015	Fixed	0.0500
	03 June 2022	SLDB2024A	LKH00324E015	Fixed	0.0700
	01 May 2023	SLDB2024A	LKH00324E015	Fixed	0.1612
	01 August 2024	01 November 2022	SLDB2024C	LKH00224H010	Fixed
22 January 2025	22 January 2020	SLDB2025B	LKG00525A222	Floating	6.1800
			LKH00525A221	Fixed	0.0200
	17 March 2020	SLDB2025B	LKH00525A221	Fixed	0.8000
	01 April 2020	SLDB2025B	LKH00525A221	Fixed	2.1000
	04 May 2020	SLDB2025B	LKH00525A221	Fixed	1.3000
	29 June 2020	SLDB2025B	LKH00525A221	Fixed	8.8800
	30 July 2020	SLDB2025B	LKH00525A221	Fixed	0.5500
	18 November 2020	SLDB2025B	LKH00525A221	Fixed	0.2900
	22 January 2021	SLDB2025B	LKH00525A221	Fixed	0.1000
	03 May 2021	SLDB2025B	LKH00525A221	Fixed	0.4800
	30 June 2021	SLDB2025B	LKH00525A221	Fixed	0.1500
	16 August 2021	SLDB2025B	LKH00525A221	Fixed	0.0300
	22 July 2022	SLDB2025B	LKH00525A221	Fixed	0.0005
	22 January 2023	SLDB2025B	LKH00525A221	Fixed	0.0156

01 March 2025	01 March 2023	SLDB2025C	LKH00225C018	Fixed	5.3764
16 March 2025	16 March 2023	SLDB2025D	LKH00225C166	Fixed	2.5955
15 January 2026	23 February 2022	SLDB2026C	LKH00526A153	Fixed	0.0030
30 July 2026	30 July 2021	SLDB2026A	LKH00526G309	Fixed	5.2900
	16 August 2021	SLDB2026A	LKH00526G309	Fixed	1.6400
15 December 2026	10 January 2022	SLDB2026B	LKH00526L150	Fixed	3.8180
	10 February 2022	SLDB2026B	LKH00526L150	Fixed	0.1280
15 June 2027	15 June 2022	SLDB2027A	LKH00527F150	Fixed	0.1158
22 July 2027	22 July 2022	SLDB2027B	LKH00527G224	Fixed	0.0039
16 September 2027	16 September 2022	SLDB2027C	LKH00527I162	Fixed	0.0004
Principal payments pending settlement as at 30 June 2023					573.1277
Coupon payments pending settlement or capitalisation as at 30 June 2023					44.5296
SLDBs Outstanding as at 30.06.2023					882.1230

Notes:

1. The outstanding SLDBs include principal payments pending settlement and coupon payments pending settlement or capitalisation as at 30.06.2023.

*ISIN starts with,

LKG Coupon: 6 Month LIBOR for USD + margin through competitive bidding LKH Coupon:

Fixed through competitive bidding

Table 6: Sector wise Composition of Outstanding SLDBsAs at 30 June 2023

Sector	Outstanding SLDBs
Residents	854.6656
Banks	747.8235
Non Bank Entities	96.1118
Individuals	10.7303
Non-Residents	27.4574
Banks	23.9886
Non Bank Entities	3.2088
Individuals	0.2600
SLDBs Outstanding as at 30.06.2023	882.1230

Central Government External Debt

Total Central Government external debt as at the end of June, 2023 amounted to USD 36.6 billion. The source-wise composition of external debt is depicted in the following table;

Table 7: Composition of Central Government External Debt – June 2023

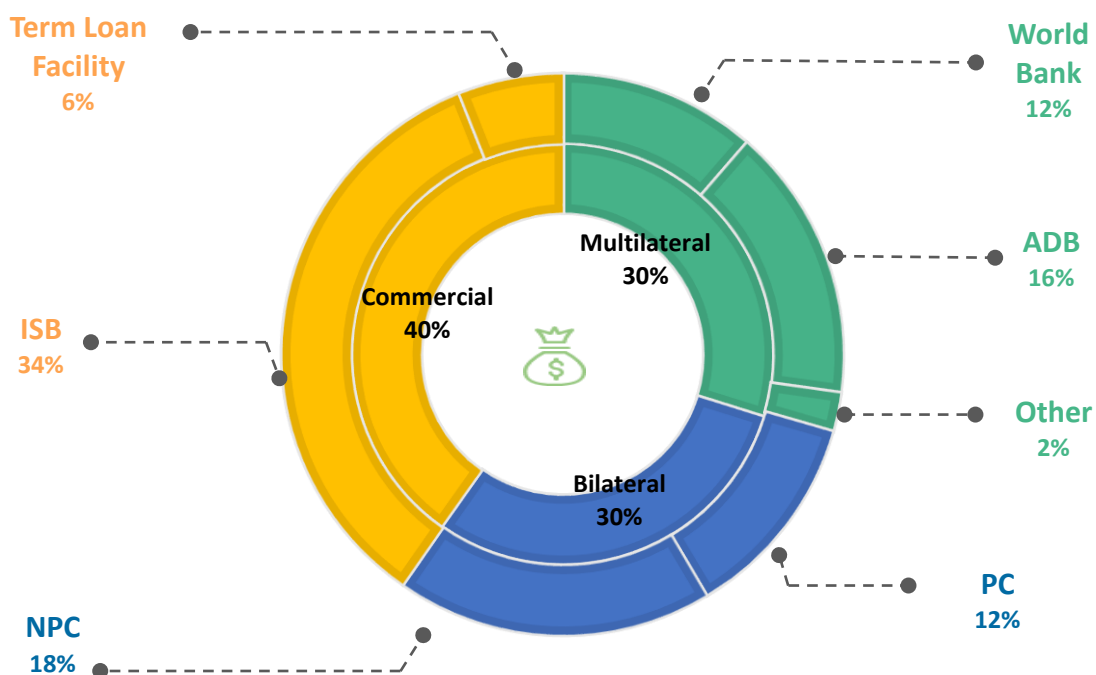
Central Government External Debt (USD million)		36,594
Multilateral		10,910
Bilateral		10,948
PC		4,347
NPC		6,601
Commercial		14,736

Notes

Paris Club (PC)- (Japan, France, Korea, Germany, USA, Spain, Russia, Sweden, Australia, Canada, Austria, UK, Belgium, Denmark, Netherlands)

Non Paris Club- China, India, Saudi Arabia, Kuwait, Hungary, Iran, Pakistan

Figure 1: Composition of Central Government External Debt – June 2023



Commercial debt represented a significant portion of Central Government external debt which amounted to 40 percent followed by the bilateral debt and multilateral debt (30 percent each). About 85 percent of the Commercial category debt consisted of International Bond Issuances (ISBs) and the rest from Term Financing Facilities (Syndicated Loans). The Asian Development Bank and the World Bank were the major multilateral creditors representing over 93 percent of the total multilateral debt. Under Bilateral debt, 60 percent of its debt represented by non-Paris Club countries while about 40 percent from Paris club countries.

Table 8: Creditor-wise Central Government External Debt Stock as of the end June 2023

Creditor	Debt Outstanding (including Unpaid Principal)	Unpaid Principal as of end June 2023
	<i>in USD million</i>	<i>in USD million</i>
Central Government External Debt	36,593.5	3,753.5
Bilateral	10,947.6	1,197.4
<i>AB Svensk Export Credit (Sweden)</i>	34.7	17.3
<i>Agence Francaise De Development (France)</i>	168.5	20.7
<i>ANZ Investment Bank (Australia)</i>	18.1	17.0
<i>Banco Bilbao Vizcaya Argentaria (Spain)</i>	19.1	5.1
<i>Bank Austria Creditanstalt AG</i>	10.7	4.3
<i>BNP Paribas-Belgium</i>	2.5	0.3
<i>*China Development Bank</i>	535.2	101.1
<i>Calyon Credit Agricole CIB (France)</i>	198.3	38.2
<i>Deutsche Bank AG (United Kingdom)</i>	132.4	27.6
<i>Export Finance & Insurance Corporation (Australia)</i>	6.9	1.4
<i>**Erste Bank (Austria)</i>	10.5	-
<i>EXIM - China</i>	3,992.7	443.4
<i>EXIM - Hungary</i>	47.8	4.7
<i>EXIM - India</i>	1,123.0	89.6
<i>EXIM - US</i>	40.1	8.6
<i>Export Development Bank of Iran</i>	32.9	22.8
<i>Fortis Bank NV/Fortis Banque SA(Belgium)</i>	1.9	1.9
<i>Government of Canada</i>	18.7	2.8
<i>Government of China</i>	13.8	1.2
<i>Government of France</i>	62.5	7.2
<i>Government of Germany</i>	202.0	25.9
<i>Government of Japan</i>	2,478.7	161.4
<i>Government of Korea</i>	304.4	18.9
<i>Government of Kuwait</i>	95.4	10.8
<i>*Government of Pakistan</i>	2.1	6.0
<i>Government of Russia</i>	35.4	23.6
<i>Government of Spain</i>	81.2	1.7
<i>Government of USA</i>	84.9	21.4
<i>HSBC</i>	209.8	30.7
<i>ING Bank (Netherlands)</i>	43.2	2.5
<i>KBC Bank of Belgium</i>	5.6	2.8
<i>Rabobank (Co-op Centrale Raiffeisen)(Netherlands)</i>	201.0	46.6
<i>Raiffesen Zentral Bank (Austria)</i>	36.7	1.5
<i>Saudi Fund For Arab Economic Development</i>	139.4	14.1
<i>Standard Chartered Bank(UK)</i>	4.9	2.8
<i>State Bank of India</i>	495.4	5.5
<i>The Riggs National Bank (Washington DC)</i>	7.5	1.7
<i>UniCredit Bank (Austria)</i>	49.7	3.6

Multilateral	10,910.1	-
<i>Asian Development Bank (ADB)</i>	5,962.2	-
<i>Asian Infrastructure Investment Bank (AIIB)</i>	83.9	-
<i>European Investment Bank (EIB)</i>	98.0	-
<i>International Fund for Agricultural Development (IFAD)</i>	162.0	-
<i>International Monetary Fund</i>	339.1	-
<i>Nordic Development Fund (NDF)</i>	15.2	-
<i>OPEC fund for International Development (OFID)</i>	119.9	-
<i>World Bank</i>	4,129.8	-
Commercial	14,735.8	2,556.0
<i>International Sovereign Bond Issuances</i>	12,550	2,250.0
<i>Term Financing Facilities - China Development Bank</i>	2,185.8	306.0
Total	36,593.5	3,753.5

Source: Department of External Resources

Note: * To be reconciled with lender

** Repayments not yet started

Table 9: Country-wise bilateral and other Central Government External Debt Stock as of the end June 2023

Type of debt	Debt Outstanding (including unpaid Principal)	Unpaid Principal as of end June 2023
	in USD million	in USD million
Central Government Debt	36,593.5	3,753.5
Multilateral	10,910.1	-
<i>ADB</i>	5,962.2	-
<i>World Bank</i>	4,129.8	-
<i>IMF</i>	339.1	-
<i>IFAD</i>	162.0	-
<i>OFID</i>	119.9	-
<i>EIB</i>	98.0	-
<i>AIIB</i>	83.9	-
<i>NDF</i>	15.2	-
Bilateral	10,947.6	1,197.4
PC	4,346.9	487.8
<i>Japan</i>	2,478.7	161.4
<i>France</i>	429.3	66.1
<i>Korea</i>	304.4	18.9
<i>Netherlands</i>	244.2	49.1
<i>Germany</i>	202.0	25.9
<i>UK</i>	190.9	44.6
<i>USA</i>	132.5	31.7
<i>Austria</i>	107.6	9.4

Spain	100.4	6.9
Russia	35.4	23.6
Sweden	34.7	17.3
Denmark	33.1	5.9
Australia	25.0	19.0
Canada	18.7	2.8
Belgium	10.0	5.1
NPC	6,600.7	709.6
China	4,664.8	556.2
India	1,618.4	95.1
Saudi Arabia	139.4	14.1
Kuwait	95.4	10.8
Hungary	47.8	4.7
Iran	32.9	22.8
*Pakistan	2.1	6.0
Commercial	14,735.8	2,556.0
ISBs	12,550.0	2,250.0
Term loan facilities - CDB	2,185.8	306.0

Source: Department of External Resources

*To be reconciled with lender

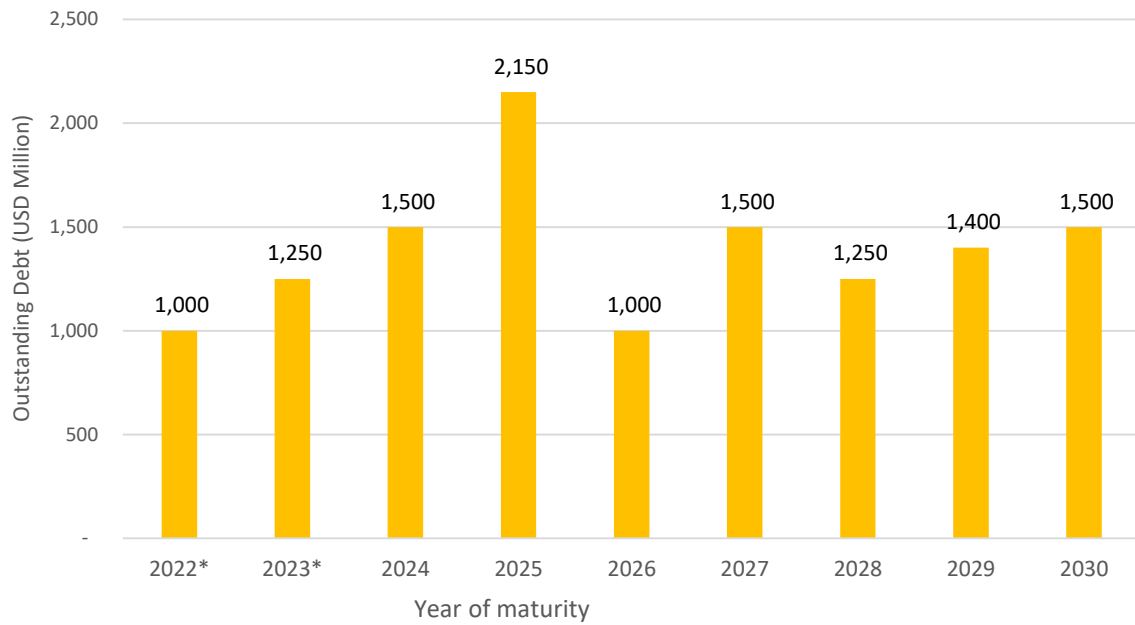
Table 10: Maturity Structure of ISBs

Date of Issuance (DD/MM/YYYY)	Amount (USD million)	Interest Rate (%) (Annual)	Tenure (Years)	Maturity Date (DD/MM/YYYY)
*25/07/2012	1,000	5.88	10	25/07/2022
03/06/2015	650	6.13	10	03/06/2025
03/11/2015	1,500	6.85	10	03/11/2025
18/07/2016	1,000	6.83	10	18/07/2026
11/05/2017	1,500	6.20	10	11/05/2027
*18/04/2018	1,250	5.75	5	18/04/2023
18/04/2018	1,250	6.75	10	18/04/2028
14/03/2019	1,000	6.85	5	14/03/2024
14/03/2019	1,400	7.85	10	14/03/2029
28/06/2019	500	6.35	5	28/06/2024
28/06/2019	1,500	7.55	10	28/03/2030

Source: Department of External Resources

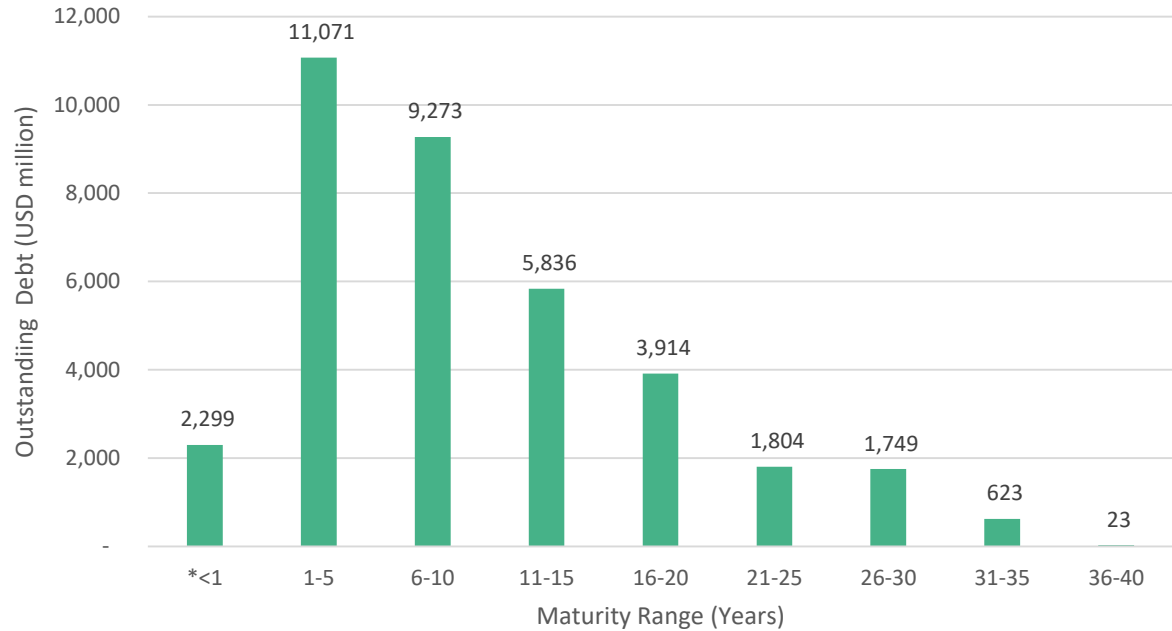
* Not paid due to the debt standstill policy

Figure2: Maturity Structure of ISBs



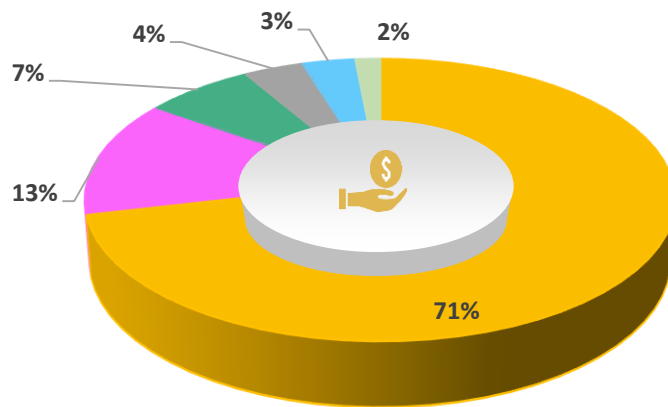
Source: Department of External Resources
 * Not paid due to the debt standstill policy

Figure 3: Remaining Maturity of Foreign Loans as at the end of June, 2023



Source: Department of External Resources
Notes:
 Includes ISB
 *includes debt standstill loans that were to be matured from 2022 April to 2023 June

Figure 4: Composition of External Debt by Currency

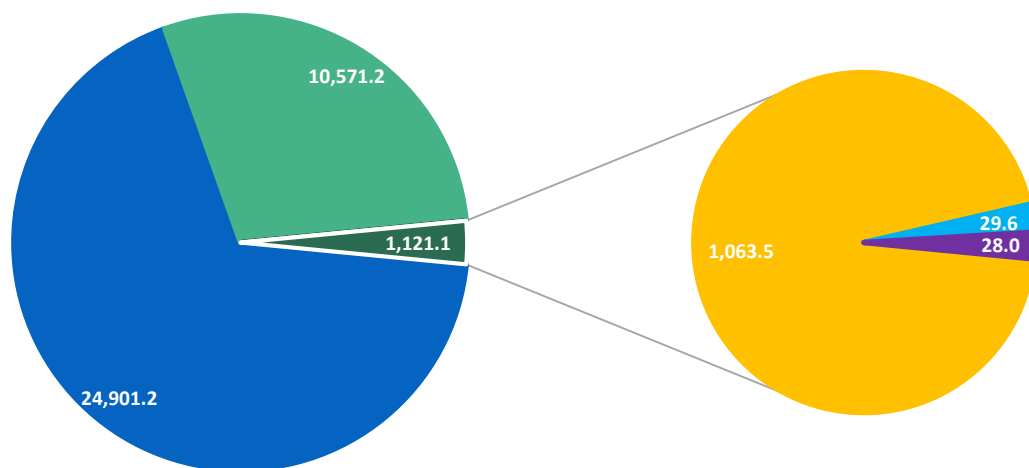


■ US Dollars
 ■ Special Drawing Rights (SDR)
 ■ Yen
 ■ Yuan Renminbi
 ■ Euro
 ■ Other

Source: Department of External Resources

Figure 5: Composition of Central Government External Debt by type of Interest (USD million)

Composition of External Debt by type of Interest



■ Fixed
 ■ Floating
 ■ Other
 ■ Interest Free
 ■ Amount Based
 ■ Annuity

Source: Department of External Resources

29% of the central government external debt consist of the instruments obtained in Floating interest rates, whereas, 68% in fixed interest rates.

Table 11: The Outstanding List of Treasury Guarantees Issued by the General Treasury up to 30.06.2023

S.No	Name of the Institution	Name of the Bank or Institution	Value of the Treasury Guarantees				Date of Issue	Date of Expiry	Outstanding Amount - Capital as at 30.06.2023			
			US\$ Mn.	Euro Mn.	J.Yen Mn.	Rs. Mn.			US\$ Mn.	Euro Mn.	J.Yen Mn.	Rs. Mn.
1	Urban Development Authority	National Savings Bank				2,770.00	6-Nov-09	5-Nov-24				352.00
2	Road Development Authority	Commercial Bank				829.25	1-Sep-11	31-Mar-30				829.25
3	General Sir John Kotelawala Defence University	Bank of Ceylon				85.00	29-Aug-11	31-Dec-26				20.27
4	Road Development Authority	People's Bank				1,291.08	14-Mar-12	20-Apr-30				1,291.08
5	Road Development Authority	People's Bank				785.39	21-Mar-12	28-Apr-30				785.39
6	Road Development Authority	People's Bank				4,647.57	21-Mar-12	02-May-30				4,647.57
7	Road Development Authority	People's Bank				1,656.01	21-Mar-12	02-May-30				1,656.01
8	Road Development Authority	Commercial Bank				840.62	15-Nov-12	31-Mar-30				840.62
9	Road Development Authority	Commercial Bank				873.27	26-Dec-12	31-Mar-30				873.27
10	Road Development Authority	Hatton National Bank				1,386.37	28-Dec-12	01-Apr-32				1,386.37
11	Road Development Authority	DFCC Bank				367.32	31-Dec-12	31-Mar-30				367.32
12	Road Development Authority	Hatton National Bank				2,283.87	14-May-13	01-Apr-32				2,283.87
13	General Sir John Kotelawala Defence University	Bank of Ceylon				750.00	7-Jun-13	30-Jun-28				151.91
14	Road Development Authority	Hatton National Bank				1,301.55	11-Jul-13	01-Apr-34				1,301.55
15	Road Development Authority	Hatton National Bank				1,323.38	11-Jul-13	01-Apr-34				1,323.38
16	Road Development Authority	Hatton National Bank				734.21	5-Aug-13	01-Apr-34				734.21
17	Road Development Authority	Hatton National Bank				1,769.27	5-Aug-13	01-Apr-34				1,769.27

18	Road Development Authority	Hatton National Bank				1,147.84	30-Aug-13	01-Apr-34				1,147.84
19	Road Development Authority	Hatton National Bank				838.28	28-Nov-13	01-Apr-34				838.28
20	Road Development Authority	Hatton National Bank				1,018.01	28-Nov-13	01-Apr-34				1,018.01
21	Road Development Authority	Hatton National Bank				357.14	28-Nov-13	01-Apr-34				357.14
22	Road Development Authority	Hatton National Bank				4,786.43	28-Nov-13	01-Apr-34				4,786.43
23	Road Development Authority	Hatton National Bank				1,292.84	28-Nov-13	01-Apr-34				1,292.84
24	National School of Business Management Limited	Bank of Ceylon				8,600.00	18-Dec-13	31-Dec-28				6,845.00
25	Road Development Authority	DFCC Bank				529.19	27-Dec-13	31-Mar-32				529.19
26	Road Development Authority	Hatton National Bank				1,492.31	27-Dec-13	01-Apr-34				1,492.31
27	Road Development Authority	National Development Bank PLC				4,282.29	11-Feb-14	01-Apr-34				4,282.92
28	Road Development Authority	National Development Bank PLC				560.41	13-Feb-14	01-Apr-34				560.41
29	Road Development Authority	National Development Bank PLC				693.93	14-Mar-14	01-Apr-34				693.93
30	Road Development Authority	National Development Bank PLC				376.74	25-Mar-14	01-Apr-34				376.74
31	Road Development Authority	Hatton National Bank				401.65	25-Mar-14	01-Apr-34				401.65
32	Road Development Authority	Commercial Bank				544.11	3-Apr-14	31-Mar-34				544.11
33	Road Development Authority	Commercial Bank				1,668.68	15-Jul-14	31-Mar-34				1,668.68
34	Road Development Authority	National Development Bank PLC				385.83	26-Aug-14	01-Apr-34				385.82
35	Road Development Authority	People's Bank	44.71			-	22-Sep-14	30-Sep-27	17.39			
36	Sri Lanka Land Reclamation & Development Corporation	National Savings Bank				2,000.00	26-Sep-14	31-Oct-28				1,467.72

37	Sri Lanka Land Reclamation & Development Corporation	National Savings Bank				1,500.00	13-Jul-15	31-Oct-28				
38	National Water Supply & Drainage Board	Bank of Ceylon				1,148.06	12-Nov-14	31-May-29				1,002.99
39	National Water Supply & Drainage Board	Bank of Ceylon				2,792.07	14-Nov-14	30-Nov-29				2,557.05
40	National Water Supply & Drainage Board	National Development Bank PLC				2,800.00	9-Dec-14	31-Dec-29				2,215.39
41	National Water Supply & Drainage Board	DFCC Bank				2,900.00	9-Dec-14	31-Dec-29				2,294.50
42	National Water Supply & Drainage Board	Bank of Ceylon				3,041.00	30-Dec-14	30-Jun-29				4,001.25
43	National Water Supply & Drainage Board	Bank of Ceylon				1,870.50	31-May-16	30-Jun-29				
44	Airport & Aviation Services (Sri Lanka) Limited	Japan International Cooperation Agency (JICA)	28969			-	28-Mar-12	28-Mar-52			16,020.90	
45	National Water Supply & Drainage Board	Bank of Ceylon				1,500.00	28-Jul-14	31-Jan-30				2,359.87
46	National Water Supply & Drainage Board	Bank of Ceylon				1,500.00	3-Jun-16	31-Jan-30				
47	National Water Supply & Drainage Board	Bank of Ceylon				3,014.83	29-Sep-15	31-Mar-30				6,605.82
48	National Water Supply & Drainage Board	Bank of Ceylon				3,936.67	24-May-16	31-Mar-30				
49	National Water Supply & Drainage Board	Bank of Ceylon				1,141.36	7-Oct-19	31-Mar-30				
50	National Water Supply & Drainage Board	National Development Bank PLC				1,074.13	29-Sep-15	31-Dec-30				1,584.03
51	National Water Supply & Drainage Board	National Development Bank PLC				2,506.30	21-Feb-19	31-Dec-30				
52	National Water Supply & Drainage Board	Bank of Ceylon				1,015.00	28-Jan-16	30-Jul-30				1,257.18
53	National Water Supply & Drainage Board	Bank of Ceylon				485.03	22-Jan-21	30-Jul-30				
54	National Water Supply & Drainage Board	Bank of Ceylon				2,890.00	4-Mar-16	15-Sep-30				2,895.47

55	National Water Supply & Drainage Board	Bank of Ceylon				847.66	29-Jan-21	15-Sep-30				
56	National Water Supply & Drainage Board	Bank of Ceylon				948.00	4-Mar-16	15-Sep-30				980.83
57	National Water Supply & Drainage Board	Bank of Ceylon				33.00	16-Nov-20	15-Sep-30				
58	Telecommunications Regulatory Commission of Sri Lanka	Exim Bank of China	88.66			-	18-May-13	31-Jul-26	14.07			
59	Airport & Aviation Services (Sri Lanka) Limited	Japan International Cooperation Agency (JICA)			45,428.00	-	9-May-16	9-May-56				
60	National Water Supply & Drainage Board	Bank of Ceylon				300.00	29-Jul-16	31-Jan-31				292.46
61	National Water Supply & Drainage Board	Bank of Ceylon				454.79	21-Feb-19	31-Jan-31				
62	National Water Supply & Drainage Board	People's Bank				397.00	29-Jul-16	31-Jul-31				340.06
63	National Water Supply & Drainage Board	People's Bank				603.00	21-Feb-19	31-Jul-31				
64	National Water Supply & Drainage Board	DFCC Bank				937.87	16-Aug-16	11-Jul-31				2,641.51
65	National Water Supply & Drainage Board	DFCC Bank				1,358.98	6-Nov-17	11-Jul-31				
66	National Water Supply & Drainage Board	DFCC Bank				829.40	4-Jan-19	11-Jul-31				
67	National Water Supply & Drainage Board	Bank of Ceylon	29.10			-	31-Aug-16	28-Feb-31				4,414.47
68	National Water Supply & Drainage Board	Bank of Ceylon	16.20			-	31-Aug-16	28-Feb-31				2,308.75
69	National Water Supply & Drainage Board	Exim Bank of India	164.90			-	28-Sep-16	28-Sep-31	91.67			
70	National Water Supply & Drainage Board	Exim Bank of India	91.80			-	28-Sep-16	28-Sep-31	60.80			
71	National Water Supply & Drainage Board	China Development Bank	48.77			-	9-Sep-16	20-Mar-32	150.08			
72	National Water Supply & Drainage Board	Bank of Ceylon	34.43			-	28-Nov-16	28-Nov-31				5,184.40
73	National Water Supply & Drainage Board	Hatton National Bank		23.41736		-	9-Dec-16	14-Dec-30				3,055.02

74	National Water Supply & Drainage Board	People's Bank				560.97	13-Feb-17	13-Feb-32				560.97
75	Airport & Aviation Services (Sri Lanka) Limited	Hongkong & Shanghai Banking Co.Ltd.	44.14			-	1-Mar-17	1-Mar-32	29.50			
76	National Water Supply & Drainage Board	National Development Bank PLC				4,500.00	25-Jul-17	26-Jul-35				11,875.33
77	National Water Supply & Drainage Board	National Development Bank PLC				6,500.00	18-Feb-19	26-Jul-35				
78	National Water Supply & Drainage Board	National Development Bank PLC				4,000.00	16-Feb-21	26-Jul-35				
79	National Water Supply & Drainage Board	Bank of Ceylon	9.67			-	19-Oct-17	23-Oct-32				1,559.78
80	National Water Supply & Drainage Board	Bank of Ceylon	18.10			-	19-Oct-17	23-Oct-32				3,047.87
81	National Water Supply & Drainage Board	China Development Bank	13.70			-	21-Aug-17	21-Aug-42	40.41			
82	Road Development Authority	Sampath Bank				14,500.00	20-Dec-17	31-Dec-32				12,522.73
83	Ceylon Electricity Board	Asian Development Bank	90.00			-	29-Jun-17	15-May-41	50.53			
84	Ceylon Electricity Board	Asian Development Bank	150.00			-	10-Jul-17	15-Nov-41	106.19			
85	Road Development Authority	Bank of Ceylon				1,387.00	24-Jan-18	31-Jan-33				944.97
86	National Water Supply & Drainage Board	UniCredit Bank Austria AG		50.6		-	28-Mar-18	31-Aug-29		40.31		
87	National Water Supply & Drainage Board	People's Bank		7.624768		-	6-Apr-18	10-Apr-33				1,130.63
88	State Development and Construction Corporation	Bank of Ceylon				1,126.81	8-Jun-18	11-Jun-33				990.60
89	State Engineering Corporation	Bank of Ceylon				1,280.26	30-Jun-18	30-Jun-33				1,999.99
90	State Engineering Corporation	Bank of Ceylon				719.74	22-Oct-18	30-Jun-33				

91	Ceylon Electricity Board	Asian Development Bank	160.00			-	22-Nov-17	15-Sep-37	131.90			
92	National Water Supply & Drainage Board	People's Bank				128.32	13-Jul-18	31-Jul-33				128.32
93	State Engineering Corporation	Bank of Ceylon				300.00	6-Aug-18	8-Aug-28				300.00
94	Road Development Authority	Bank of Ceylon				10,000.00	13-Aug-18	15-Aug-33				22,000.00
95	Road Development Authority	Bank of Ceylon				5,766.52	3-Sep-18	15-Aug-33				
96	Road Development Authority	Bank of Ceylon				4,150.00	11-Sep-18	15-Aug-33				
97	Road Development Authority	Bank of Ceylon				1,854.99	17-Sep-18	15-Aug-33				
98	Road Development Authority	Bank of Ceylon				228.49	9-Apr-19	15-Aug-33				
99	Ceylon Petroleum Corporation	People's Bank	7.73			-	31-Aug-18	15-Sep-31	6.57			
100	State Printing Corporation	People's Bank				185.00	7-Sep-18	15-Sep-23				
101	Ceylon Shipping Corporation Ltd	People's Bank	71.91			-	7-Sep-18	3-Jun-34	52.49			
102	National Water Supply & Drainage Board	Bank of Ceylon				382.24	25-Sep-18	15-Sep-33				382.24
103	Building Materials Corporation Ltd	Bank of Ceylon				500.00	22-Oct-18	19-Oct-33				500.00
104	Road Development Authority	Bank of Ceylon				5,000.00	12-Dec-18	20-Dec-33				8,608.69
105	Road Development Authority	Bank of Ceylon				4,000.00	28-Dec-18	20-Dec-33				
106	National Water Supply & Drainage Board	ING Bank, NV of Netherlands		12.29		-	12-Dec-18	4-Jul-23		3.86		

107	National Water Supply & Drainage Board	ING Bank, NV of Netherlands		70.6585		-	12-Dec-18	3-Oct-33		64.67		
108	Road Development Authority	DFCC Bank				5,000.00	14-Feb-19	12-Mar-34				4,782.61
109	Airport & Aviation Services (Sri Lanka) Limited	Hatton National Bank				4,000.00	22-Mar-19	21-Mar-34				4,000.00
110	Road Development Authority	Bank of Ceylon				10,000.00	4-Apr-19	15-Apr-34				22,916.66
111	Road Development Authority	Bank of Ceylon				5,000.00	7-May-19	15-Apr-34				
112	Road Development Authority	Bank of Ceylon				5,000.00	6-Jun-19	15-Apr-34				
113	Road Development Authority	Bank of Ceylon				5,000.00	21-Jun-19	15-Apr-34				
114	Ceylon Petroleum Corporation	China National Chemical Engineering No.14 Construction Co. Ltd	43.78			-	26-Jun-19	31-Jan-31	25.77			
115	Sri Lankan Airlines Limited	DB Trustees (Hong Kong) Limited	175.00			-	26-Jun-19	25-Jun-24	175.00			
116	Ceylon Electricity Board	Industrial And Commercial Bank of China Limited	41.97			-	2-Jul-19	23-Apr-26	26.53			
117	Sri Lanka Rupavahini Corporation	Bank of Ceylon				200.00	10-Jun-20	15-Jun-24				91.95
118	National Water Supply & Drainage Board	National Savings Bank				15,000.00	30-Jun-20	15-Jul-35				15,000.00
119	National Water Supply & Drainage Board	Bank of Ceylon				2,500.00	9-Jul-20	15-Jul-35				5,041.77
120	National Water Supply & Drainage Board	Bank of Ceylon				3,351.94	25-Aug-20	15-Jul-35				
121	General Sir John Kotelawala Defence University	National Savings Bank	44.00			26,907.85	23-Jul-20	17-Sep-33				35,463.30

122	National Water Supply & Drainage Board	People's Bank				2,874.69	31-Jul-20	15-Aug-35				1,580.33
123	National Paper Corporation	People's Bank				40.00	22-Oct-20	31-Dec-25				23.08
124	Road Development Authority	National Savings Bank				10,000.00	22-Oct-20	30-Jun-35				10,000.00
125	Ceylon Electricity Board	National Savings Bank				5,000.00	26-Nov-20	15-Dec-28				5,000.00
126	National Water Supply & Drainage Board	National Savings Bank				15,000.00	9-Dec-20	15-Dec-35				15,000.00
127	Road Development Authority	People's Bank				10,000.00	30-Dec-20	31-Dec-35				10,000.00
128	Road Development Authority	National Savings Bank				1,600.33	30-Dec-20	01-Apr-32				1,600.33
129	Road Development Authority	National Savings Bank				891.41	30-Dec-20	01-Apr-32				891.41
130	Road Development Authority	National Savings Bank				1,541.38	30-Dec-20	01-Apr-34				1,541.38
131	Road Development Authority	National Savings Bank				325.86	30-Dec-20	01-Apr-32				325.86
132	Road Development Authority	National Savings Bank				1,178.22	30-Dec-20	01-Apr-34				1,178.22
133	Road Development Authority	National Savings Bank				1,510.58	30-Dec-20	01-Apr-34				1,510.58
134	Road Development Authority	National Savings Bank				2,538.76	30-Dec-20	01-Apr-34				2,538.76
135	Road Development Authority	National Savings Bank				1,214.30	30-Dec-20	01-Apr-34				1,214.30
136	Road Development Authority	National Savings Bank				1,062.50	30-Dec-20	01-Apr-32				1,062.50
137	Road Development Authority	National Savings Bank				1,196.73	30-Dec-20	01-Apr-34				1,196.73
138	Road Development Authority	National Savings Bank				2,556.02	30-Dec-20	01-Apr-34				2,556.02
139	Road Development Authority	National Savings Bank				2,935.67	30-Dec-20	01-Apr-34				2,935.67
140	Road Development Authority	National Savings Bank				5,217.03	30-Dec-20	01-Apr-34				5,217.03
141	Road Development Authority	National Savings Bank				1,350.00	30-Dec-20	01-Apr-34				1,350.00

142	Road Development Authority	National Savings Bank				2,397.94	30-Dec-20	01-Apr-34				2,397.94
143	Road Development Authority	National Savings Bank				677.25	30-Dec-20	01-Apr-34				677.25
144	Road Development Authority	National Savings Bank				1,113.19	30-Dec-20	01-Apr-34				1,113.19
145	Road Development Authority	National Savings Bank				947.84	30-Dec-20	01-Apr-34				947.84
146	Road Development Authority	National Savings Bank				713.50	30-Dec-20	01-Apr-35				713.50
147	Road Development Authority	National Savings Bank				1,279.16	30-Dec-20	01-Apr-35				1,279.16
148	Road Development Authority	National Savings Bank				1,718.35	30-Dec-20	01-Apr-35				1,718.35
149	Road Development Authority	National Savings Bank				1,451.49	30-Dec-20	01-Apr-35				1,451.49
150	Road Development Authority	National Savings Bank				319.76	30-Dec-20	01-Apr-35				319.76
151	Road Development Authority	National Savings Bank				1,059.03	30-Dec-20	01-Apr-34				1,059.03
152	Road Development Authority	National Savings Bank				787.27	30-Dec-20	01-Apr-34				787.27
153	Road Development Authority	National Savings Bank				1,229.27	30-Dec-20	01-Apr-35				1,229.27
154	Road Development Authority	National Savings Bank				744.83	30-Dec-20	01-Apr-34				744.83
155	Road Development Authority	National Savings Bank				1,108.00	30-Dec-20	01-Apr-35				1,108.00
156	Road Development Authority	National Savings Bank				11,200.00	30-Dec-20	1-Apr-35				11,200.00
157	Road Development Authority	National Savings Bank				7,500.00	30-Dec-20	1-Apr-35				7,500.00
158	Road Development Authority	Bank of Ceylon				10,000.00	5-Jan-21	1-Jan-36				10,000.00
159	National Water Supply & Drainage Board	Commercial Bank				968.36	20-Jan-21	15-Jul-29				750.45

160	National Water Supply & Drainage Board	Hatton National Bank				6,046.03	10-Feb-21	1-Jul-31				5,727.82
161	National Water Supply & Drainage Board	Hatton National Bank				1,471.36	11-Feb-21	1-Jan-31				1,389.62
162	National Water Supply & Drainage Board	National Savings Bank				710.61	11-Feb-21	31-May-29				616.33
163	Road Development Authority	National Savings Bank				5,000.00	19-Feb-21	20-Feb-36				10,000.00
164	Road Development Authority	National Savings Bank				5,000.00	15-Mar-21	20-Feb-36				
165	Ceylon Electricity Board	People's Bank				6,500.00	3-Mar-21	26-Jun-29				4,953.83
166	Bank of Ceylon & People's Bank	Asian Infrastructure Investment Bank (AIIB)	180.00			-	21-Mar-21	21-Mar-27	180.00			
167	Road Development Authority	Bank of Ceylon				10,000.00	9-Jun-21	10-Jun-36				10,000.00
168	National Paper Corporation	People's Bank				100.00	25-Jun-21	30-Jun-26				52.70
169	Road Development Authority	National Savings Bank				3,250.00	15-Jul-21	15-Jul-36				3,250.00
170	Road Development Authority	National Savings Bank				10,000.00	29-Jul-21	30-Jul-36				10,000.00
171	Northsea Limited	Sri Lanka Savings Bank				60.00	22-Sep-21	15-May-26				59.33
172	Ceylon Fisheries Corporation	Bank of Ceylon				50.00	28-Sep-21	31-Mar-22				8.62
173	Road Development Authority	National Savings Bank				10,000.00	13-Oct-21	11-Oct-36				10,000.00
174	Road Development Authority	Bank of Ceylon				12,950.38	1-Nov-21	1-Nov-36				360.67
175	Road Development Authority	National Savings Bank				11,800.00	9-Nov-21	11-Oct-36				11,800.00
176	Road Development Authority	Bank of Ceylon				11,000.00	12-Nov-21	25-Jun-35				11,000.00
177	Road Development Authority	Bank of Ceylon				14,000.00	12-Nov-21	14-Jul-35				14,000.00
178	Road Development Authority	People's Bank				17,000.00	12-Nov-21	15-Jul-35				25,000.00

179	Road Development Authority	People's Bank				8,000.00	12-Nov-21	25-Aug-35				
180	Janatha Estates Development Board	Bank of Ceylon				200.00	25-Nov-21	2-Dec-26				159.81
181	Techno Park Development Company Private Limited	National Savings Bank				750.00	30-Nov-21	29-Nov-26				750.00
182	National Water Supply & Drainage Board	National Savings Bank				2,000.00	2-Dec-21	31-May-36				2,000.00
183	Ceylon Fisheries Corporation	Bank of Ceylon				100.00	3-Dec-21	15-Aug-22				150.00
184	Ceylon Fisheries Corporation	Bank of Ceylon				100.00	29-Dec-21	15-Oct-22				
185	Northsea Limited	Bank of Ceylon				8.63	4-Jan-22	31-Dec-22				8.63
186	Road Development Authority	Bank of Ceylon				1,784.36	10-Jan-22	31-Mar-30				1,433.67
187	Road Development Authority	Bank of Ceylon				2,063.00	10-Jan-22	31-Mar-30				1,604.17
188	Road Development Authority	Bank of Ceylon				2,007.64	10-Jan-22	31-Mar-30				1,565.50
189	Road Development Authority	Bank of Ceylon				315.56	10-Jan-22	31-Mar-34				1,378.00
190	Road Development Authority	Bank of Ceylon				1,413.16	10-Jan-22	31-Mar-32				
191	Road Development Authority	Bank of Ceylon				354.58	10-Jan-22	31-Mar-32				1,473.59
192	Road Development Authority	Bank of Ceylon				1,494.31	10-Jan-22	31-Mar-32				
193	Road Development Authority	Bank of Ceylon				670.75	10-Jan-22	31-Mar-32				3,061.52
194	Road Development Authority	Bank of Ceylon				3,139.25	10-Jan-22	31-Mar-32				
195	Road Development Authority	Bank of Ceylon				385.64	10-Jan-22	31-Mar-32				1,599.96
196	Road Development Authority	Bank of Ceylon				1,636.31	10-Jan-22	31-Mar-32				
197	Road Development Authority	Bank of Ceylon				299.25	10-Jan-22	31-Mar-32				1,330.00
198	Road Development Authority	Bank of Ceylon				1,363.75	10-Jan-22	31-Mar-32				

199	Road Development Authority	Bank of Ceylon				3,330.95	10-Jan-22	31-Mar-32				2,716.93
200	Road Development Authority	Bank of Ceylon				2,173.92	10-Jan-22	31-Mar-32				1,761.35
201	Road Development Authority	Bank of Ceylon				1,253.93	10-Jan-22	31-Mar-34				987.57
202	Road Development Authority	Bank of Ceylon				2,249.99	10-Jan-22	31-Mar-34				1,707.99
203	Road Development Authority	Bank of Ceylon				1,894.95	10-Jan-22	31-Mar-34				1,671.11
204	Road Development Authority	Bank of Ceylon				2,123.65	10-Jan-22	31-Mar-35				1,884.57
205	Road Development Authority	Bank of Ceylon				242.54	10-Jan-22	31-May-35				1,045.18
206	Road Development Authority	Bank of Ceylon				1,567.46	10-Jan-22	31-May-35				
207	Techno Park Development Company Private Limited	People's Bank				750.00	29-Mar-22	28-Feb-29				750.00
208	State Engineering Corporation	Bank of Ceylon				100.00	30-Mar-22	15-May-23				100.00
209	Northsea Limited	Bank of Ceylon				30.00	30-May-22	20-May-24				28.78
210	Sri Lankan Airlines Limited	Bank of Ceylon	30.00			-	4-Jul-22	15-Jul-23				
211	Sri Lankan Airlines Limited	People's Bank	30.00			-	4-Jul-22	31-Jul-23				2,415.93
212	Regional Development Bank	Asian Development Bank	50.00			-	14-Jun-19	30-Nov-31	50.00			
213	Ceylon Electricity Board	Hatton National Bank	12.30			-	15-Jul-13	-	3.62			
214	Sri Lanka Insurance Corporation	Sri Lanka Insurance Corporation	12.00			-	19-Aug-22	24-Sep-23	12.00			
215	Litro Gas Lanka Limited	Bank of Ceylon				8,000.00	8-Sep-22	31-Dec-23				
216	State Printing Corporation	People's Bank				1,165.00	27-Sep-22	15-Sep-24				909.62
217	National Water Supply & Drainage Board	China Development Bank	102.54			-	4-Oct-17		35.64			

218	Sri Lankan Airlines Limited	People's Bank				1,351.90	14-Nov-22	11-Nov-23				1,351.90
219	Sri Lankan Airlines Limited	People's Bank	5.38			-	14-Nov-22	11-Nov-23	5.38			
220	Lanka Sathosa Limited	People's Bank				2,241.00	18-Nov-22	31-Dec-23				2,267.34
221	Sri Lanka State Plantation Corporation	People's Bank				100.00	4-Jan-23	15-Oct-23				79.31
222	Lanka Coal Company (Pvt) Ltd	Bank of Ceylon				22,000.00	4-Jan-23	22-Oct-23				14,490.71
223	Lanka Coal Company (Pvt) Ltd	Bank of Ceylon				27,500.00	27-Jan-23	27-Jan-24				
224	Paddy Marketing Board	People's Bank				760.75	27-Jan-23	15-May-23				759.08
225	Ceylon Electricity Board	Bank of Ceylon				4,780.00	30-Jan-23	28-Feb-24				4,700.00
226	Ceylon Petroleum Corporation	Bank of Ceylon				100,000.00	20-Mar-23	31-Dec-23				1,851.75
227	Ceylon Electricity Board	People's Bank				9,133.33	27-Apr-23	7-Apr-24				9,133.33
228	Paddy Marketing Board	Bank of Ceylon				500.00	2-May-23	15-Jun-23				459.70
229	Sri Lankan Airlines Limited	People's Bank	7.50			-	27-May-23	7-May-24				1,387.50
230	Sri Lankan Airlines Limited	Bank of Ceylon	5.00				27-May-23	15-May-24	5.00			
	Total in Issued Currency		1,823.27	164.59	74,397.00	705,047.28			1,270.54	108.84	16,020.90	548,054.77
	CBSL Exchange Rates - As at 28.06.2023		316.6728	347.5262	2.2057				316.67	347.53	2.21	
	Total in Rupees		577,381	57,201	164,097	705,047			402,345.46	37,824.75	35,337.30	548,054.77
	Grand Total					1,503,726.51						

Table 12: The Outstanding list of Letter of Comfort Issued by the General Treasury up to 30.06.2023

S. No.	Name of Institution	Name of the Bank or Institution	US\$ Mn			LC Amount in Rs. Mn.	Date of Issue	Date of Expiry	Outstanding Amount - Capital as at 30.06.2023			
									US\$ Mn.	Euro Mn.	J.Yen Mn.	Rs. Mn.
1	Co-operative Wholesale Establishment	Paddy Marketing Board				440.00	11-Jan-17	11-Jan-18				440.00
2	Co-operative Wholesale Establishment	Paddy Marketing Board				440.00	1-Mar-17	22-Feb-18				289.60
3	Bank of Ceylon and Peoples Bank	Export Development Board				60.00	29-Mar-18	31-Mar-25				60.00
4	Lanka Sathosa Limited	People's Bank				3,000.00	7-Oct-19	31-Dec-24				900.00
5	Mihin Lanka Limited	Bank of Ceylon	2.50			-	9-Dec-21	31-Dec-22	2.50			
6	Mihin Lanka Limited	People's Bank	2.50			-	9-Dec-21	31-Dec-22	2.50			
7	Mihin Lanka Limited	Bank of Ceylon				1,650.00	9-Dec-21	31-Dec-22				1,650.00
8	Mihin Lanka Limited	People's Bank				1,650.00	9-Dec-21	31-Dec-22				1,550.92
9	Mihin Lanka Limited	Bank of Ceylon	2.50			-	9-Dec-21	31-Dec-22	2.50			
10	Mihin Lanka Limited	People's Bank	2.50			-	9-Dec-21	31-Dec-22	2.50			
11	Sri Lankan Air Lines Limited	Bank of Ceylon				12,900.00	30-Jun-22	30-Jun-23				12,900.00
12	Sri Lankan Air Lines Limited	People's Bank				13,350.00	30-Jun-22	30-Jun-23				13,350.00
13	Sri Lankan Air Lines Limited	Bank of Ceylon	42.50			-	10-Oct-22	7-Oct-23	42.50			
14	Sri Lankan Air Lines Limited	People's Bank	42.50			-	10-Oct-22	7-Oct-23	42.50			
15	Lanka Sathosa Limited	People's Bank				3,000.00	18-Nov-22	31-Aug-23				2,383.52
16	Sri Lankan Air Lines Limited	Bank of Ceylon	32.50			-	30-Dec-22	31-Dec-23	32.50			
17	Sri Lankan Air Lines Limited	People's Bank	32.50			-	30-Dec-22	31-Dec-23	32.50			
18	Sri Lankan Air Lines Limited	Bank of Ceylon	25.00			-	17-Feb-23	21-Feb-24	25.00			

19	Sri Lankan Air Lines Limited	People's Bank	25.00			-	17-Feb-23	21-Feb-24	25.00			
	Total in Issued Currency		210.00	-	-	36,490.00			210.00	-	-	33,524.04
	CBSL Exchange Rates - As at 28.06.2023		316.6728						316.6728			
	Total in Rupees		66,501.29	-	-	36,490.00			66,501.29	-	-	33,524.04
	Grand Total					102,991.29						100,025.33